


Inline terminal - IB IL EX-IS AIO 4/EF-PAC - 2869912

Please be informed that the data shown in this PDF Document is generated from our Online Catalog. Please find the complete data in the user's documentation. Our General Terms of Use for Downloads are valid (<http://phoenixcontact.com/download>)

Inline intrinsically safe analog I/O terminal, 4 configurable input/output channels, complete with accessories




Your advantages

- ✓ Fieldbus-independent diagnostics using FDT/DTM technology
- ✓ Module-based electrical isolation
- ✓ Output: 0/4 ... 20 mA
- ✓ Input: 0 ... 10 V, 0/4 ... 20 mA
- ✓ 4 configurable I/O channels
- ✓ Single-channel diagnostics



Key Commercial Data

Packing unit	1 pc
GTIN	 4 046356 470216
GTIN	4046356470216
Weight per Piece (excluding packing)	340.000 g
Custom tariff number	85389099
Country of origin	United States

Technical data

Note

Utilization restriction	EMC: class A product, see manufacturer's declaration in the download area
	Use in potentially explosive areas is not permitted in China.

Dimensions

Inline terminal - IB IL EX-IS AIO 4/EF-PAC - 2869912

Technical data

Dimensions

Width	48.8 mm
Height	136.8 mm
Depth	71.5 mm

Ambient conditions

Ambient temperature (operation)	-25 °C ... 60 °C
Ambient temperature (storage/transport)	-25 °C ... 70 °C
Permissible humidity (operation)	10 % ... 95 % (according to DIN EN 61131-2)
Air pressure (operation)	70 kPa ... 106 kPa (up to 3000 m above sea level)
Degree of protection	IP20
	IP20

General

Mounting type	DIN rail
Color	blue
Net weight	222 g

Interfaces

Designation	Inline local bus
Connection method	Inline data jumper
Transmission speed	500 kbps

Inline potentials

Designation	Communications power (U_L)
Supply voltage	5 V DC (via voltage jumper)
Current consumption	max. 50 mA
Supply voltage	28 V DC
Current consumption	max. 187 mA
Power consumption	4.7 W (per channel)

Analog inputs

Input name	Analog inputs
Number of inputs	4
Connection method	Inline shield connector
Connection technology	2-, 3-conductor
A/D converter resolution	16 bit (15 bit + sign bit)
Type of protection	Polarity protection, surge protection
Data formats	IB IL, standardized representation, S7 compatible
Current input signal	0 mA ... 20 mA
	4 mA ... 20 mA

Inline terminal - IB IL EX-IS AIO 4/EF-PAC - 2869912

Technical data

Analog inputs

Voltage input signal	0 V DC ... 10 V DC
	0 V ... 10 V
Current input signal	0 mA ... 20 mA
	4 mA ... 20 mA

Analog outputs

Number of outputs	4 (Can be configured as input or output)
Connection method	Inline shield connector
Connection technology	2-conductor
Type of protection	Polarity protection, surge protection
Data formats	IB IL, standardized representation, S7 compatible
Current output signal	0 mA ... 20 mA
	4 mA ... 20 mA
Load/output load current output	500 Ω

Standards and Regulations

Group	IIC (A, B)
	IIB, [IIIC, IIIB] (C, E, F, G)
	IIA (D)
	IIC (A, B)
	IIB, [IIIC, IIIB] (C, E, F, G)
	IIA (D)
ATEX	# II 3(1)GD Ex ec [ia Ga Da] IIC T4 Gc Sira 09ATEX2339X
IECEX	Ex ec [ia Ga Da] IIC T4 Gc IECEX SIR 10.0033X
UL, USA/Canada	Class I, Div. 2, Groups A, B, C, D

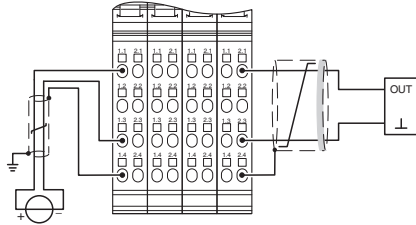
Environmental Product Compliance

China RoHS	Environmentally friendly use period: unlimited = EFUP-e
	No hazardous substances above threshold values

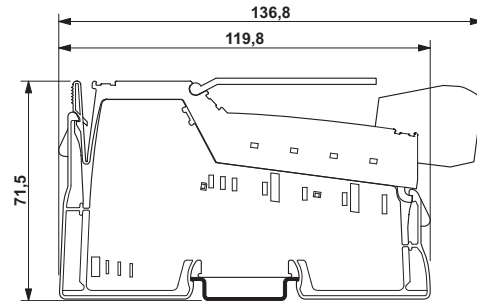
Drawings

Inline terminal - IB IL EX-IS AIO 4/EF-PAC - 2869912

Connection diagram



Dimensional drawing



Classifications

eCl@ss

eCl@ss 10.0.1	27242601
eCl@ss 11.0	27242601
eCl@ss 4.0	27240400
eCl@ss 4.1	27240400
eCl@ss 5.0	27242200
eCl@ss 5.1	27242600
eCl@ss 6.0	27242600
eCl@ss 7.0	27242601
eCl@ss 9.0	27242601

ETIM

ETIM 3.0	EC001596
ETIM 4.0	EC001596
ETIM 6.0	EC001596
ETIM 7.0	EC001596

UNSPSC

UNSPSC 6.01	43172015
UNSPSC 7.0901	43201404
UNSPSC 11	43172015
UNSPSC 12.01	43201404
UNSPSC 13.2	32151602
UNSPSC 18.0	32151602
UNSPSC 19.0	32151602
UNSPSC 20.0	32151602
UNSPSC 21.0	32151602

