


Surge protection device - PT-IQ-5-HF+F-5DC-UT - 2800798

Please be informed that the data shown in this PDF Document is generated from our Online Catalog. Please find the complete data in the user's documentation. Our General Terms of Use for Downloads are valid (<http://phoenixcontact.com/download>)




Surge protection, consisting of protective plug and base element, with integrated multi-stage status indicator on the module for five signal wires. For HF applications and telecommunications interfaces without supply voltage (up to 90 Mbps).

Your advantages

- ✓ Predictive monitoring with 3-stage LED display
- ✓ Integration of the status message into the system controller via group remote signaling
- ✓ Install quickly and error-free with DIN rail connectors
- ✓ Maximum ease of maintenance thanks to the two-piece design
- ✓ Maximum protection for MCR applications with high discharge capacity



Key Commercial Data

Packing unit	1 pc
GTIN	 4 046356 665230
GTIN	4046356665230
Weight per Piece (excluding packing)	140.000 g
Custom tariff number	85363010
Country of origin	Germany

Technical data

Dimensions

Height	91 mm
Width	17.7 mm
Depth	77.5 mm (incl. DIN rail 7.5 mm)
Horizontal pitch	1 Div.

Surge protection device - PT-IQ-5-HF+F-5DC-UT - 2800798

Technical data

Ambient conditions

Ambient temperature (operation)	-40 °C ... 70 °C
Ambient temperature (storage/transport)	-40 °C ... 85 °C
Altitude	≤ 4000 m (amsl (above mean sea level))
Degree of protection	IP20

General

Housing material	PA 6.6
Flammability rating according to UL 94	V-0
Color	jet black RAL 9005
Standards for clearances and creepage distances	IEC 60664-1
Mounting type	DIN rail: 35 mm
Type	DIN rail module, two-section, divisible
Direction of action	Line-Line & Line-Signal Ground/Shield & optional Signal Ground/Shield-Earth Ground
Transmission speed	90 Mbps

Protective circuit

IEC test classification	C1
	C2
	C3
	D1
Nominal voltage U_N	5 V DC
Maximum continuous voltage U_C	6 V DC
	4 V AC
Rated current	600 mA (40 °C)
Operating effective current I_C at U_C	≤ 800 μA (per path)
Residual current I_{PE}	≤ 10 μA (per path)
Nominal discharge current I_n (8/20) μs (line-line)	10 kA
Nominal discharge current I_n (8/20) μs (line-earth)	10 kA
Pulse discharge current I_{imp} (10/350) μs (line-earth)	2.5 kA
Total discharge current I_{total} (8/20) μs	20 kA
Voltage protection level U_p (line-line)	≤ 90 V (C1 - 1 kV/500 A)
	≤ 140 V (C2 - 10 kV / 5 kA)
	≤ 30 V (C3 - 25 A)
	≤ 30 V (C3 - 50 A)
Voltage protection level U_p (line-earth)	≤ 730 V (C1 - 1 kV/500 A)
	≤ 900 V (C2 - 10 kV / 5 kA)
	≤ 900 V (C3 - 25 A)

Surge protection device - PT-IQ-5-HF+F-5DC-UT - 2800798

Technical data

Protective circuit

	≤ 900 V (C3 - 50 A)
Voltage protection level U_p (line-signalground)	≤ 90 V (C1 - 1 kV/500 A)
	≤ 140 V (C2 - 10 kV / 5 kA)
	≤ 30 V (C3 - 25 A)
	≤ 30 V (C3 - 50 A)
Voltage protection level U_p static (line-line)	≤ 45 V (C1 - 1 kV/500 A)
Voltage protection level U_p static (line-signalground)	≤ 45 V (C1 - 1 kV/500 A)
Response time t_A (line-line)	≤ 1 ns
Response time t_A (line-signalground)	≤ 1 ns
Response time t_A (line-earth)	≤ 100 ns
Input attenuation aE, sym.	typ. 0.3 dB (≤ 10 MHz/150 Ω)
Input attenuation aE, asym.	typ. 0.3 dB (≤ 10 MHz/150 Ω)
Cut-off frequency f_g (3 dB), sym. in 150 Ω system	typ. 60 MHz
Cut-off frequency f_g (3 dB), asym. (signal ground) in 150 Ω system	typ. 60 MHz
Capacity (line-line)	typ. 30 pF
Capacity (line-signalground)	typ. 30 pF
Resistance per path	1.2 Ω ±5 %
Surge protection fault message	Optical, multi-stage
Max. required back-up fuse	600 mA (FF)
Impulse durability (line-line)	C1 - 1 kV / 500 A
	C2 - 10 kV / 5 kA
	C2 - 10 kA
	C3 - 50 A
Impulse durability (line-earth)	C1 - 1 kV / 500 A
	C2 - 10 kV / 5 kA
	C2 - 10 kA
	C3 - 50 A
	D1 - 2.5 kA
Impulse durability (line-signalground)	C1 - 1 kV / 500 A
	C2 - 10 kV / 5 kA
	C2 - 10 kA
	C3 - 50 A
Pulse reset time (line-line)	≤ 10 ms
Pulse reset time (line-earth)	≤ 10 ms
Pulse reset time (line-signalground)	≤ 10 ms

Connection data

Surge protection device - PT-IQ-5-HF+F-5DC-UT - 2800798

Technical data

Connection data

Connection method	Screw connection
Screw thread	M3
Tightening torque	0.5 Nm
Stripping length	8 mm
Conductor cross section flexible	0.2 mm ² ... 2.5 mm ²
Conductor cross section solid	0.2 mm ² ... 4 mm ²
Conductor cross section AWG	24 ... 12

Connection, equipotential bonding

Connection method	DIN rail NS35
-------------------	---------------

Standards and Regulations

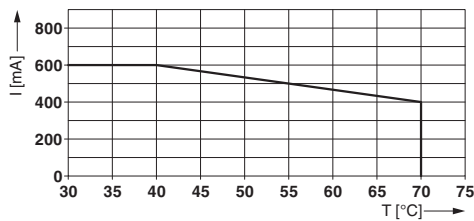
Standards/specifications	IEC 61643-21 2000 + A1:2008 + A2:2012
	EN 61643-21 2001 + A1:2009 + A2:2013
	EN 61000-6-2 2005
	EN 61000-6-3 2007 + A1:2011

Environmental Product Compliance

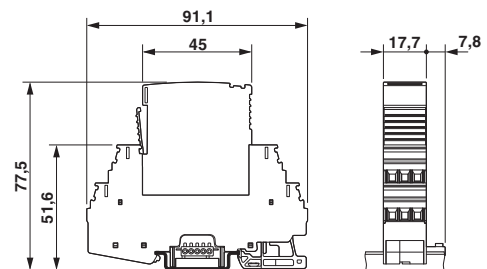
REACH SVHC	Lead 7439-92-1
China RoHS	Environmentally Friendly Use Period = 50 years
	For details about hazardous substances go to tab "Downloads", Category "Manufacturer's declaration"

Drawings

Diagram

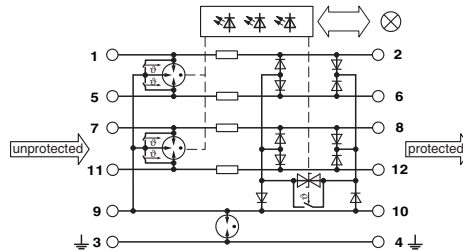


Dimensional drawing



Surge protection device - PT-IQ-5-HF+F-5DC-UT - 2800798

Circuit diagram



Classifications

eCl@ss

eCl@ss 10.0.1	27130807
eCl@ss 11.0	27130807
eCl@ss 4.0	27130800
eCl@ss 4.1	27130800
eCl@ss 5.0	27130800
eCl@ss 5.1	27130800
eCl@ss 6.0	27130800
eCl@ss 7.0	27130807
eCl@ss 9.0	27130807

ETIM

ETIM 3.0	EC000943
ETIM 4.0	EC000943
ETIM 6.0	EC000943
ETIM 7.0	EC000943

UNSPSC

UNSPSC 6.01	30212010
UNSPSC 7.0901	39121610
UNSPSC 11	39121610
UNSPSC 12.01	39121610
UNSPSC 13.2	39121620
UNSPSC 18.0	39121620
UNSPSC 19.0	39121620
UNSPSC 20.0	39121620
UNSPSC 21.0	39121620

Approvals

Approvals

Surge protection device - PT-IQ-5-HF+F-5DC-UT - 2800798

Approvals

Approvals

CSA / UL Listed / CSAus / EAC / EAC / cCSAus

Ex Approvals

Approval details

CSA		http://www.csagroup.org/services-industries/product-listing/	2761632
UL Listed		http://database.ul.com/cgi-bin/XYV/template/LISEXT/1FRAME/index.htm	FILE E 138168
CSAus		http://www.csagroup.org/services-industries/product-listing/	2761632
EAC			EAC-Zulassung
EAC			RU C- DE.*09.B.00169
cCSAus			
