

EMC filter - NEF 1- 1 - 2794123

Please be informed that the data shown in this PDF Document is generated from our Online Catalog. Please find the complete data in the user's documentation. Our General Terms of Use for Downloads are valid (<http://phoenixcontact.com/download>)




Mains interference filter, with universal foot for mounting on NS 32 and NS 35/7.5, nominal current: 1 A

Your advantages

- ✓ Effective high-frequency interference attenuation with current-coupled coils and X and Y capacitors
- ✓ Space-saving and cost-saving with a compact design
- ✓ Versatile in use with universal circuit design



Key Commercial Data

Packing unit	1 pc
GTIN	 4 017918 072810
GTIN	4017918072810
Weight per Piece (excluding packing)	95.160 g
Custom tariff number	85363010
Country of origin	Germany

Technical data

Dimensions

Height	79.4 mm
Width	25 mm
Depth	84.15 mm

Ambient conditions

Ambient temperature (operation)	-25 °C ... 100 °C (HMF)
Degree of protection	IP20

EMC filter - NEF 1- 1 - 2794123

Technical data

General

Housing material	PA
Flammability rating according to UL 94	V-2
Color	black
Standards for clearances and creepage distances	IEC 60664-1
	VDE 0110-1
Mounting type	DIN rail: 35 mm
Type	DIN rail module, one-piece
Number of positions	2
Direction of action	1L-N & N-PE

Protective circuit

Maximum continuous voltage U_C	264 V AC (L-N)
	264 V AC (L-PE)
Nominal frequency f_N	50 Hz (60 Hz)
Rated current	1 A (40 °C)
Operating effective current I_C at U_C	≤ 0.25 mA
Residual current I_{PE}	≤ 0.5 mA
Input attenuation aE, sym.	> 65 dB (50 Ω / 1 MHz)
Input attenuation aE, asym.	> 45 dB (50 Ω / 1 MHz)
Capacity	2x 100 nF (X2)
	2x 2.2 nF (Y2)
Inductivity in series	2x 10 mH (with current compensation)
Max. required back-up fuse	1 A (gL)

Connection data

Connection method	Screw connection
Connection method IN	Screw terminal blocks
Connection method OUT	Screw terminal blocks
Screw thread	M3
Tightening torque	0.8 Nm
Stripping length	8 mm
Conductor cross section flexible	0.2 mm ² ... 2.5 mm ²
Conductor cross section solid	0.2 mm ² ... 4 mm ²
Conductor cross section AWG	24 ... 12

Standards and Regulations

Standards/specifications	IEC 60939-2
	EN 60939-2

EMC filter - NEF 1- 1 - 2794123

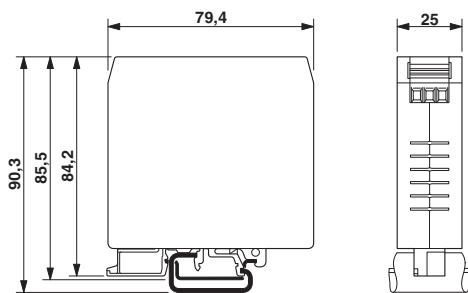
Technical data

Environmental Product Compliance

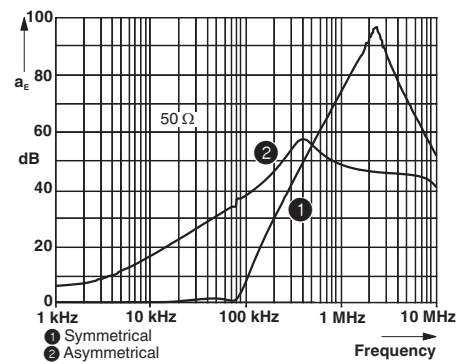
China RoHS	Environmentally Friendly Use Period = 50 years
	For details about hazardous substances go to tab "Downloads", Category "Manufacturer's declaration"

Drawings

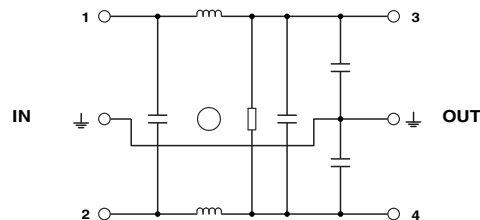
Dimensional drawing



Diagram



Circuit diagram



Classifications

eCl@ss

eCl@ss 10.0.1	27130806
eCl@ss 11.0	27130806
eCl@ss 4.0	27130800
eCl@ss 4.1	27130800
eCl@ss 5.0	27130800
eCl@ss 5.1	27130800
eCl@ss 6.0	27130800
eCl@ss 7.0	27130806
eCl@ss 9.0	27130806

EMC filter - NEF 1- 1 - 2794123

Classifications

ETIM

ETIM 2.0	EC000942
ETIM 3.0	EC000942
ETIM 4.0	EC000942
ETIM 6.0	EC000942
ETIM 7.0	EC000942

UNSPSC

UNSPSC 6.01	30212010
UNSPSC 7.0901	39121610
UNSPSC 11	39121610
UNSPSC 12.01	39121610
UNSPSC 13.2	39121620
UNSPSC 18.0	39121620
UNSPSC 19.0	39121620
UNSPSC 20.0	39121620
UNSPSC 21.0	39121620

Approvals

Approvals

Approvals

UL Recognized / EAC / EAC / VDE Zeichengenehmigung

Ex Approvals


Approval details


UL Recognized		http://database.ul.com/cgi-bin/XYV/template/LISEXT/1FRAME/index.htm	FILE E 118989
Nominal voltage UN	250 V		
Nominal current IN	1 A		
mm ² /AWG/kcmil	22-12		

EMC filter - NEF 1- 1 - 2794123

Approvals

EAC		EAC-Zulassung
-----	---	---------------

EAC		RU C- DE.*09.B.00169
-----	---	-------------------------

VDE Zeichengenehmigung		http://www2.vde.com/de/Institut/Online-Service/ VDE-gepruefteProdukte/Seiten/Online-Suche.aspx	40008521
Nominal voltage UN		250 V	
Nominal current IN		1 A	
mm ² /AWG/kcmil		2.5	