

Distributed I/O device - FLM DI 8 M8-2MBD - 2773555

Please be informed that the data shown in this PDF Document is generated from our Online Catalog. Please find the complete data in the user's documentation. Our General Terms of Use for Downloads are valid (<http://phoenixcontact.com/download>)




The space-saving local bus device is particularly suitable for use in close proximity to the process. Functions: 2 Mbaud, 8 digital inputs with 3 ms filter time, channel-specific diagnostics, short-circuit/overload protection, 600 mA nominal current, M8 connection method.

Your advantages

- ✓ Can also be connected to an Inline station
- ✓ Optimized for 30 mm mounting profile
- ✓ Diagnostic and status indicators
- ✓ Short-circuit and overload protection
- ✓ Consistent connection via M8 connectors



Key Commercial Data

Packing unit	1
GTIN	 4 046356 301619
GTIN	4046356301619
Custom tariff number	85389099

Technical data

Note

Utilization restriction	EMC: class A product, see manufacturer's declaration in the download area
-------------------------	---

Dimensions

Caption	Side view (dimensions in mm)
Width	29.8 mm
Height	143 mm

Distributed I/O device - FLM DI 8 M8-2MBD - 2773555

Technical data

Dimensions

Depth	26.5 mm
Note on dimensions	Length details incl. fixing clips
Drill hole spacing	133 mm

Ambient conditions

Ambient temperature (operation)	-25 °C ... 60 °C
Ambient temperature (storage/transport)	-25 °C ... 85 °C
Permissible humidity (operation)	5 % ... 95 %
Permissible humidity (storage/transport)	10 % ... 95 %
Air pressure (operation)	80 kPa ... 106 kPa (up to 2000 m above sea level)
Air pressure (storage/transport)	70 kPa ... 106 kPa (up to 3000 m above sea level)
Degree of protection	IP65/IP67

General

Mounting type	Wall mounting
Color	black
Net weight	137 g

Interfaces

Designation	Fieldline local bus
Connection method	M8 connector
Designation connection point	Copper cable
Transmission speed	2 Mbps
Number of positions	4

Power supply for module electronics

Connection method	M8 connector
Designation	U _L
Number of positions	4
Supply voltage	24 V DC
Supply voltage range	18 V DC ... 30 V DC (including ripple)
Supply current	3 A

Fieldline potentials

Voltage supply U _L	24 V DC
-------------------------------	---------

Digital inputs

Input name	Digital inputs
Description of the input	IEC 61131-2 type 1
Connection method	M8 connector
Connection technology	2-, 3-conductor

Distributed I/O device - FLM DI 8 M8-2MBD - 2773555

Technical data

Digital inputs

Number of inputs	8
Protective circuit	Reverse polarity protection
Nominal input voltage U_{IN}	24 V DC
Filter time	3 ms
Input voltage	24 V DC
Input voltage range "0" signal	-30 V DC ... 5 V DC
Input voltage range "1" signal	13 V DC ... 30 V DC

Electrical isolation

Test section	To I/O 500 V AC
--------------	-----------------

Standards and Regulations

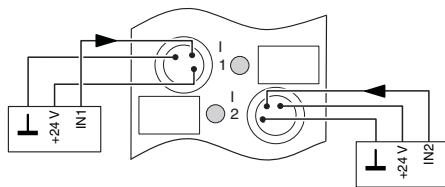
Protection class	III (IEC 61140, EN 61140, VDE 0140-1)
------------------	---------------------------------------

Environmental Product Compliance

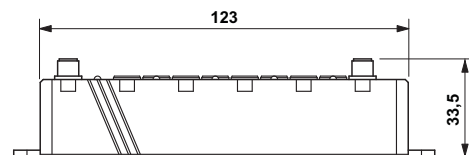
REACH SVHC	Lead 7439-92-1
China RoHS	Environmentally Friendly Use Period = 50 years
	For details about hazardous substances go to tab "Downloads", Category "Manufacturer's declaration"

Drawings

Connection diagram



Dimensional drawing



Side view (dimensions in mm)

Classifications

eCl@ss

eCl@ss 10.0.1	27242604
---------------	----------

Distributed I/O device - FLM DI 8 M8-2MBD - 2773555

Classifications

eCl@ss

eCl@ss 11.0	27242604
eCl@ss 4.0	27250300
eCl@ss 4.1	27250300
eCl@ss 5.0	27250300
eCl@ss 5.1	27242600
eCl@ss 6.0	27242600
eCl@ss 7.0	27242604
eCl@ss 9.0	27242604

ETIM

ETIM 2.0	EC001430
ETIM 3.0	EC001599
ETIM 4.0	EC001599
ETIM 6.0	EC001599
ETIM 7.0	EC001599

UNSPSC

UNSPSC 6.01	43172015
UNSPSC 7.0901	43201404
UNSPSC 11	43172015
UNSPSC 12.01	43201404
UNSPSC 13.2	32151602
UNSPSC 18.0	32151602
UNSPSC 19.0	32151602
UNSPSC 20.0	32151602
UNSPSC 21.0	32151602