

## Bus coupler - IBS ST 24 BK-T - 2754341

Please be informed that the data shown in this PDF Document is generated from our Online Catalog. Please find the complete data in the user's documentation. Our General Terms of Use for Downloads are valid (<http://phoenixcontact.com/download>)



INTERBUS-ST bus terminal module, 24 V DC, 9-pos., D-SUB plug, IP20 protection, consisting of: Terminal part with screw connection and module electronics

The figure shows version IBS ST 24 BK-LK

### Product Description

INTERBUS ST standard bus terminal modules

The INTERBUS bus terminal module connects the input/output modules of an ST station with the INTERBUS network.

Depending on the transmission medium used, the bus terminal modules are equipped with different bus connections. For copper conductors, D-SUB and MINI-COMBICON connectors are available. The fiber optic versions are equipped with F-SMA connectors.

The bus terminal modules are available in two different performance classes. A maximum of 4 or 8 input/output modules can be operated on one bus terminal module.

The bus terminal module takes on the following functions within a modular INTERBUS-ST station:

- Refreshing the INTERBUS remote bus signals
- Electrical isolation of the remote bus segments
- Decoupling of the outgoing remote bus or of the connected input/ output modules from the INTERBUS network with a software command
- Supply of the connected input/output modules with an electrically isolated voltage supply from an integrated power supply unit

### Your advantages

- Up to 8 I/O modules can be connected
- Copper or fiber optic connection



### Key Commercial Data

Packing unit	1 pc
GTIN	 4 017918 063108
GTIN	4017918063108
Weight per Piece (excluding packing)	519.120 g
Custom tariff number	85389091
Country of origin	Germany

# Bus coupler - IBS ST 24 BK-T - 2754341

## Technical data

### Note

Utilization restriction	EMC: class A product, see manufacturer's declaration in the download area
-------------------------	---

### Dimensions

Width	81 mm
Height	116 mm
Depth	116 mm

### Ambient conditions

Ambient temperature (operation)	0 °C ... 55 °C
Ambient temperature (storage/transport)	-20 °C ... 70 °C
Permissible humidity (operation)	30 % ... 75 % (non-condensing)
Permissible humidity (storage/transport)	30 % ... 95 % (On average, non-condensing)
Air pressure (operation)	86 kPa ... 108 kPa (up to 1500 m above sea level)
Air pressure (storage/transport)	66 kPa ... 108 kPa (up to 3500 m above sea level)
Degree of protection	IP20

### Interfaces

Designation	INTERBUS
Connection method	9-pos. D-SUB plug/socket
Designation connection point	Incoming/Outgoing Remote Bus
Number of positions	9
Designation	ST local bus
Connection method	ST local bus connector
Transmission speed	500 kbps

### Digital inputs

Connection technology	Screw connection
-----------------------	------------------

### Power supply for module electronics

Supply voltage	24 V DC
Supply voltage range	18.5 V DC ... 30.5 V DC (including ripple)
Ripple	3.6 V <sub>pp</sub> within the allowable voltage range
Current consumption	typ. 150 mA (without ST module expansions)
	typ. 650 mA (For maximum number of I/O modules on the ST local bus)

### General

Mounting type	DIN rail
Color	green
Net weight	470 g

# Bus coupler - IBS ST 24 BK-T - 2754341

## Technical data

### General

Mounting position	Horizontal DIN rail
-------------------	---------------------

### Electrical isolation

Test section	Incoming remote bus / Outgoing remote bus 500 V AC 50 Hz 1 min.
	Supply voltage/Ground conductor 500 V AC 50 Hz 1 min.
	Incoming remote bus/ST interface 500 V AC 50 Hz 1 min.

### Standards and Regulations

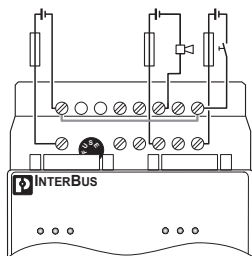
Connection in acc. with standard	CUL
Protection class	III (IEC 61140, EN 61140, VDE 0140-1)

### Environmental Product Compliance

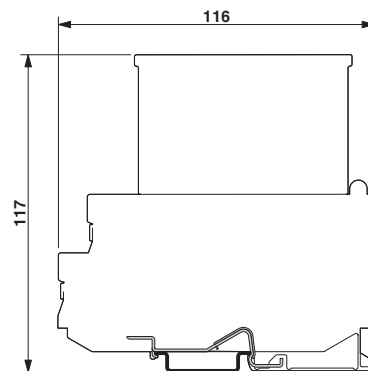
REACH SVHC	Lead 7439-92-1
China RoHS	Environmentally Friendly Use Period = 50 years
	For details about hazardous substances go to tab "Downloads", Category "Manufacturer's declaration"

## Drawings

Connection diagram



Dimensional drawing



## Classifications

### eCl@ss

eCl@ss 10.0.1	27242608
eCl@ss 11.0	27242608
eCl@ss 4.0	27250200
eCl@ss 4.1	27250200
eCl@ss 5.0	27250200
eCl@ss 5.1	27242600

# Bus coupler - IBS ST 24 BK-T - 2754341

## Classifications

### eCl@ss

eCl@ss 6.0	27242600
eCl@ss 7.0	27242608
eCl@ss 9.0	27242608

### ETIM

ETIM 2.0	EC001434
ETIM 3.0	EC001604
ETIM 4.0	EC001604
ETIM 6.0	EC001604
ETIM 7.0	EC001604

### UNSPSC

UNSPSC 6.01	43172015
UNSPSC 7.0901	43201404
UNSPSC 11	43172015
UNSPSC 12.01	43201404
UNSPSC 13.2	32151602
UNSPSC 18.0	32151602
UNSPSC 19.0	32151602
UNSPSC 20.0	32151602
UNSPSC 21.0	32151602

## Approvals

### Approvals

---

#### Approvals

UL Recognized / cUL Recognized / INTERBUS CLUB / EAC / cULus Recognized

---


#### Ex Approvals


---

### Approval details


# Bus coupler - IBS ST 24 BK-T - 2754341


## Approvals

UL Recognized		<a href="http://database.ul.com/cgi-bin/XYV/template/LISEXT/1FRAME/index.htm">http://database.ul.com/cgi-bin/XYV/template/LISEXT/1FRAME/index.htm</a>	FILE E 140324
mm <sup>2</sup> /AWG/kcmil		30-12	

cUL Recognized		<a href="http://database.ul.com/cgi-bin/XYV/template/LISEXT/1FRAME/index.htm">http://database.ul.com/cgi-bin/XYV/template/LISEXT/1FRAME/index.htm</a>	FILE E 140324
mm <sup>2</sup> /AWG/kcmil		30-12	

INTERBUS CLUB	286/04.07.00
---------------	--------------

EAC		EAC-Zulassung
-----	--	---------------

cULus Recognized	
------------------	---