


## Distributed I/O device - IBS RL 24 DO 8/8-2A-LK-2MBD - 2731827

Please be informed that the data shown in this PDF Document is generated from our Online Catalog. Please find the complete data in the user's documentation. Our General Terms of Use for Downloads are valid (<http://phoenixcontact.com/download>)

Digital output device for INTERBUS; fiber optic technology with 2 Mbaud, with 8 outputs (24 V DC, 2 A), actuator connection via 5-pos. M12 female connectors, rugged metal housing, IP67 protection



The figure shows version IBS RL 24 DO 8/8-2A-LK-2MBD

### Product Description

INTERBUS Ruggedline modules are provided for harsh ambient conditions or in the case of high requirements regarding system diagnostics. To ensure maximum availability, these modules are equipped with a zinc die-cast housing (IP67). Therefore, they can be installed in the direct vicinity of welding tongs.

Each Ruggedline module consists of a mounting plate and an electronics module. The electronics module is snapped onto the mounting plate and fixed with two screws if necessary.

I/O errors can be clearly localized by means of extended diagnostics. Short-circuits of the power supply of the sensors, for example, are reported in groups of 4 inputs. And, in the case of a short-circuit at an output, the respective output is even reported directly. This information will be made available to the controller and displayed at the module.

In the case of modules with fiber optic connection, the diagnostics capability even goes one step further. By using the latest fiber optic technology, the quality of the transmission path is permanently ascertained and optimally adjusted. This information is available to the controller and at the module. Due to these additional features, slow deterioration of the transmission path can be detected before errors occur during transmission or transmission is interrupted.

In the case of Ruggedline modules, the bus medium can be selected. Apart from versions with fiber optic connection (polymer fiber), there are modules which are used with twisted pair cables. The bus medium can be changed from FO installation to a copper medium at any time using the corresponding plug-in adapters.

The bus is connected by means of IP67 plug-in plugs, which transport both the bus signal and the power supply to the modules. For easy preparation, the power supply cable is connected to the plug using the QUICKON fast connection method, and connection of the fiber optic cable is made using a simple cutting and assembly tool; additional polishing is not necessary.

### Your advantages


- ✓ Rugged metal housing
- ✓ Comprehensive diagnostic functions
- ✓ M12 connector for I/O devices
- ✓ Rugged Line connector for INTERBUS, either with fiber optic or twisted pair, and supply voltage



### Key Commercial Data

Packing unit	1 pc
--------------	------

## Distributed I/O device - IBS RL 24 DO 8/8-2A-LK-2MBD - 2731827

GTIN	 4 017918 187101
GTIN	4017918187101
Weight per Piece (excluding packing)	832.300 g
Custom tariff number	85176200
Country of origin	Germany

### Technical data

#### Note

Utilization restriction	EMC: class A product, see manufacturer's declaration in the download area
-------------------------	---

#### Dimensions

Width	179 mm
Height	67 mm
Depth	71 mm
Note on dimensions	With bus connectors and mounting plate

#### Ambient conditions

Ambient temperature (operation)	-20 °C ... 55 °C
Ambient temperature (storage/transport)	-25 °C ... 70 °C
Permissible humidity (operation)	100 %
Permissible humidity (storage/transport)	95 % (non-condensing)
Air pressure (operation)	860 hPa ... 1080 hPa (up to 1500 m above sea level)
Air pressure (storage/transport)	660 hPa ... 1080 hPa (up to 3500 m above sea level)
Degree of protection	IP65/IP67
Note	Seal unused slots/connections to ensure the degree of protection.

#### General

Mounting type	Wall mounting
Net weight	810 g
Note on weight specifications	without plug or mounting plate
Note	Seal unused slots/connections to ensure the degree of protection.

#### Interfaces

Designation	INTERBUS
Connection method	Optic fiber (polymer fiber 980/1000 µm)
Transmission speed	2 Mbps
Transmission physics	FO

#### Power supply for module electronics

Supply voltage	24 V DC
----------------	---------

## Distributed I/O device - IBS RL 24 DO 8/8-2A-LK-2MBD - 2731827

### Technical data

#### Power supply for module electronics

Supply voltage range	18.5 V DC ... 32 V DC (including ripple)
Ripple	Max 3.6 V <sub>SS</sub> within the permissible voltage range
Supply current	typ. 120 mA

#### Digital outputs

Output name	Digital outputs
Connection technology	2-, 3-conductor
Number of outputs	8
Protective circuit	Electronic short-circuit/overload protection for each channel
Output voltage	24 V DC
Nominal output voltage	24 V DC
Nominal load, inductive	48 VA (1,2 H, 12 Ω)
Nominal load, lamp	48 W
Nominal load, ohmic	48 W
Limitation of the voltage induced on circuit interruption	≥ -7 V
Output voltage when switched off	max. 500 mV
Output current when switched off	0 mA
Behavior with overload	Auto restart
Behavior with inductive overload	Output can be destroyed
Reverse voltage resistance to short pulses	Limited protection against reverse voltages up to 3 A DC

#### Electrical isolation

Test section	Between bus logic and outputs 500 V AC 50 Hz 1 min.
--------------	---

#### Standards and Regulations

Connection in acc. with standard	CUL
----------------------------------	-----

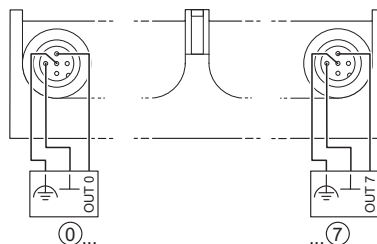
#### Environmental Product Compliance

REACH SVHC	Lead 7439-92-1
China RoHS	Environmentally friendly use period: unlimited = EFUP-e
	No hazardous substances above threshold values

### Drawings

## Distributed I/O device - IBS RL 24 DO 8/8-2A-LK-2MBD - 2731827

Connection diagram



### Classifications

#### eCl@ss

eCl@ss 10.0.1	27242604
eCl@ss 11.0	27242604
eCl@ss 4.0	27250300
eCl@ss 4.1	27250300
eCl@ss 5.0	27250300
eCl@ss 5.1	27242600
eCl@ss 6.0	27242600
eCl@ss 7.0	27242604
eCl@ss 9.0	27242604

#### ETIM

ETIM 2.0	EC001430
ETIM 3.0	EC001599
ETIM 4.0	EC001599
ETIM 6.0	EC001599
ETIM 7.0	EC001599

#### UNSPSC

UNSPSC 6.01	43172015
UNSPSC 7.0901	43201404
UNSPSC 11	43172015
UNSPSC 12.01	43201404
UNSPSC 13.2	32151602
UNSPSC 18.0	32151602
UNSPSC 19.0	32151602
UNSPSC 20.0	32151602
UNSPSC 21.0	32151602

# Distributed I/O device - IBS RL 24 DO 8/8-2A-LK-2MBD - 2731827

## Approvals

### Approvals

---

#### Approvals




UL Recognized / cUL Recognized / cULus Recognized

---

#### Ex Approvals

---

### Approval details

UL Recognized		<a href="http://database.ul.com/cgi-bin/XYV/template/LISEXT/1FRAME/index.htm">http://database.ul.com/cgi-bin/XYV/template/LISEXT/1FRAME/index.htm</a>	FILE E 140324
cUL Recognized		<a href="http://database.ul.com/cgi-bin/XYV/template/LISEXT/1FRAME/index.htm">http://database.ul.com/cgi-bin/XYV/template/LISEXT/1FRAME/index.htm</a>	FILE E 140324
cULus Recognized			

---