



## Sensor/actuator terminal block - DIK 1,5-LA 24RD/O-U - 2715681

Please be informed that the data shown in this PDF Document is generated from our Online Catalog. Please find the complete data in the user's documentation. Our General Terms of Use for Downloads are valid (<http://phoenixcontact.com/download>)



Sensor/actuator terminal block, connection method: Screw connection, cross section: 0.2 mm<sup>2</sup> - 4 mm<sup>2</sup>, AWG: 24 - 12, width: 6.2 mm, color: gray, mounting type: NS 35/7,5, NS 35/15

### Key Commercial Data

Packing unit	1
GTIN	 4 017918 366940
GTIN	4017918366940
Custom tariff number	85369010

### Technical data

#### General

Number of levels	3
Number of connections	4
Nominal cross section	2.5 mm <sup>2</sup>
Color	gray
Insulating material	PA
Flammability rating according to UL 94	V2
Rated surge voltage	4 kV
Degree of pollution	3
Overvoltage category	III
Insulating material group	I
Maximum power dissipation for nominal condition	0.77 W (the value is multiplied when connecting multiple levels)
Nominal current I <sub>N</sub>	24 A
Maximum load current	26 A (with a 2.5 mm <sup>2</sup> conductor cross section)

# Sensor/actuator terminal block - DIK 1,5-LA 24RD/O-U - 2715681

## Technical data

### General

Nominal voltage $U_N$	24 V (the voltage is determined by the light indicator.)
Open side panel	No

### Dimensions

Width	6.2 mm
Length	55 mm
Height NS 35/7,5	54.5 mm
Height NS 35/15	62 mm

### Connection data

Connection method	Screw connection
Conductor cross section solid min.	0.2 mm <sup>2</sup>
Conductor cross section solid max.	4 mm <sup>2</sup>
Conductor cross section flexible min.	0.2 mm <sup>2</sup>
Conductor cross section flexible max.	2.5 mm <sup>2</sup>
Conductor cross section AWG min.	24
Conductor cross section AWG max.	12
Conductor cross section flexible, with ferrule without plastic sleeve min.	0.25 mm <sup>2</sup>
Conductor cross section flexible, with ferrule without plastic sleeve max.	2.5 mm <sup>2</sup>
Conductor cross section flexible, with ferrule with plastic sleeve min.	0.25 mm <sup>2</sup>
Conductor cross section flexible, with ferrule with plastic sleeve max.	2.5 mm <sup>2</sup>
Cross section with insertion bridge, solid max.	4 mm <sup>2</sup>
Cross section with insertion bridge, stranded max.	2.5 mm <sup>2</sup>
2 conductors with same cross section, solid min.	0.2 mm <sup>2</sup>
2 conductors with same cross section, solid max.	1 mm <sup>2</sup>
2 conductors with same cross section, stranded min.	0.2 mm <sup>2</sup>
2 conductors with same cross section, stranded max.	1 mm <sup>2</sup>
Two conductors with the same cross section stranded, with ferrule and without plastic sleeve, minimum	0.25 mm <sup>2</sup>
Two conductors with the same cross section stranded, with ferrule and without plastic sleeve, maximum	1 mm <sup>2</sup>
Two conductors with the same cross section, flexible, with TWIN ferrules, with plastic sleeve, minimum	0.5 mm <sup>2</sup>
Two conductors with the same cross section, flexible, with TWIN ferrules, with plastic sleeve, maximum	1 mm <sup>2</sup>
Cross section with insertion bridge, solid max.	4 mm <sup>2</sup>
Cross section with insertion bridge, stranded max.	2.5 mm <sup>2</sup>
Stripping length	8 mm
Internal cylindrical gage	A3
Screw thread	M3

# Sensor/actuator terminal block - DIK 1,5-LA 24RD/O-U - 2715681

## Technical data

### Connection data

Tightening torque, min	0.5 Nm
Tightening torque max	0.6 Nm

### Ambient conditions

Operating temperature	-60 °C ... 105 °C (max. short-term operating temperature 125°C)
Ambient temperature (storage/transport)	-25 °C ... 60 °C (for a short time, not exceeding 24 h, -60 °C to +70 °C)
Permissible humidity (storage/transport)	30 % ... 70 %
Ambient temperature (assembly)	-5 °C ... 70 °C
Ambient temperature (actuation)	-5 °C ... 70 °C

### Standards and Regulations

Connection in acc. with standard	CUL
Flammability rating according to UL 94	V2

### Environmental Product Compliance

China RoHS	Environmentally Friendly Use Period = 50 years
	For details about hazardous substances go to tab "Downloads", Category "Manufacturer's declaration"

## Drawings

Circuit diagram



## Classifications

### eCl@ss

eCl@ss 10.0.1	27141128
eCl@ss 11.0	27141128
eCl@ss 4.0	27141100
eCl@ss 4.1	27141100
eCl@ss 5.0	27141100
eCl@ss 5.1	27141100
eCl@ss 6.0	27141100
eCl@ss 7.0	27141128
eCl@ss 9.0	27141128

### ETIM

ETIM 2.0	EC000900
----------	----------

# Sensor/actuator terminal block - DIK 1,5-LA 24RD/O-U - 2715681

## Classifications

### ETIM

ETIM 3.0	EC000900
ETIM 4.0	EC000900
ETIM 6.0	EC000900
ETIM 7.0	EC000900

### UNSPSC

UNSPSC 6.01	30211811
UNSPSC 7.0901	39121410
UNSPSC 11	39121410
UNSPSC 12.01	39121410
UNSPSC 13.2	39121410
UNSPSC 18.0	39121410
UNSPSC 19.0	39121410
UNSPSC 20.0	39121410
UNSPSC 21.0	39121410

## Approvals


### Approvals

#### Approvals

UL Recognized / cUL Recognized / EAC / EAC / cULus Recognized


#### Ex Approvals

### Approval details

UL Recognized		<a href="http://database.ul.com/cgi-bin/XYV/template/LISEXT/1FRAME/index.htm">http://database.ul.com/cgi-bin/XYV/template/LISEXT/1FRAME/index.htm</a>	FILE E 60425
	B	C	D
Nominal voltage UN	300 V	150 V	300 V
Nominal current IN	15 A	15 A	10 A
mm <sup>2</sup> /AWG/kcmil	30-14	30-14	30-14


## Sensor/actuator terminal block - DIK 1,5-LA 24RD/O-U - 2715681

### Approvals

cUL Recognized		<a href="http://database.ul.com/cgi-bin/XYVV/template/LISEXT/1FRAME/index.htm">http://database.ul.com/cgi-bin/XYVV/template/LISEXT/1FRAME/index.htm</a>	FILE E 60425
	B	C	D
Nominal voltage UN	300 V	150 V	300 V
Nominal current IN	15 A	15 A	10 A
mm <sup>2</sup> /AWG/kcmil	30-14	30-14	30-14

EAC		EAC-Zulassung
-----	---	---------------

EAC		RU C- DE.BL08.B.00534
-----	---	--------------------------

cULus Recognized	
------------------	---