

## Front adapters - VIP-PA-FLK50/4X14/ 7,0M/S7 - 2322634

Please be informed that the data shown in this PDF Document is generated from our Online Catalog. Please find the complete data in the user's documentation. Our General Terms of Use for Downloads are valid (<http://phoenixcontact.com/download>)




VIP VARIOFACE front adapter, with connected system cables for SMATIC S7-300, 4 x 8 channels can be connected, cable length: 7 m

### Your advantages

- Power supply via terminal blocks with spring-cage double connection
- Can be screwed on with the I/O module
- Encapsulated socket strips on the module side



### Key Commercial Data

Packing unit	1 pc
GTIN	 4 046356 452373
GTIN	4046356452373
Weight per Piece (excluding packing)	2,071.000 g
Custom tariff number	85444290
Country of origin	Germany

### Technical data

#### Note

Type of note	Notes on operation
Note	Analog I/O cards To avoid short-circuits, all wire bridges must be disconnected! No voltage supply may be supplied to the front adapter!
Type of note	Notes on operation
Note	Digital I/O cards Thanks to the existing wire bridge upon delivery, the input and output bytes are non-isolated.

# Front adapters - VIP-PA-FLK50/4X14/ 7,0M/S7 - 2322634

## Technical data

### Ambient conditions

Ambient temperature (operation)	-20 °C ... 50 °C
Ambient temperature (storage/transport)	-20 °C ... 70 °C
Degree of protection	IP20

### General

Max. permissible operating voltage	25 V AC
	60 V DC
Max. permissible current	1 A (per path)
	8 A (Separate power supply)
Mounting position	any

### Standards and Regulations

Connection in acc. with standard	CUL
Standards/regulations	IEC 60664
	DIN EN 50178
Rated insulation voltage	63 V
Rated surge voltage	0.6 kV
Insulation	Functional insulation
Pollution degree	2
Overvoltage category	II

### Connection data

Connection name	Control side
Connection method	Plug connection
Note	Can be plugged onto 40-pos. I/O modules

### Connection data 2

Connection name	Field level
Connection method	IDC/FLK socket strip
Number of connections	4
Number of positions	14
Pitch	2.54 mm

### Connection data 3

Connection name	Supply
Connection method	Push-in connection
Stripping length	10 mm
Conductor cross section solid	0.2 mm <sup>2</sup> ... 2.5 mm <sup>2</sup>
Conductor cross section flexible	0.2 mm <sup>2</sup> ... 2.5 mm <sup>2</sup>
Conductor cross section AWG	24 ... 14

## Front adapters - VIP-PA-FLK50/4X14/ 7,0M/S7 - 2322634

### Technical data

#### Cable

Length of cable	7 m
Type of cable	Round cable set
Number of positions	14
Structural data	in acc. to UL style 2464/1061
Single wires, quantity	7
Single wire, material	Cu tin-plated
Single wire, cross section	0.14 mm <sup>2</sup>
Single wire, cross section [AWG]	26
Wire diameter incl. insulation	1 mm ±0.03 mm
External cable diameter	6.4 mm ±0.4 mm
Shielding	no
Halogen-free cable	No
Smallest bending radius, fixed installation	55 mm
Smallest bending radius, movable installation	104 mm
Bending cycles	5000 (at a radius of ≥ 15x outside diameter)
Cable insulation resistance	≥ 20 MΩ/km (20 °C)
Cable resistance	≤ 145 Ω/km (20 °C)
Outer sheath, material	Semi-rigid PVC
External sheath, color	gray
Flame resistance	IEC 60332-1-2 (raw cable)
	VDE 0842, Part 332-1-2 (raw cable)
	IEC 60332-3-22 (raw cable)
	UL VW-1
	CSA FT-1
Resistance to oil	can withstand occasional splashes (raw cable)
Gasoline resistance	can withstand occasional splashes (raw cable)

#### Supported controller

Controller	SIEMENS S7-300 / ET 200 M
- suitable I/O card	CPU 313C
	CPU 313C-2PtP
	CPU 313C-2DP
	CPU 314C-2PtP
	CPU 314C-2DP
	6ES7321-1BL00-0AA0
	6ES7322-1BL00-0AA0
	6ES7322-8BH01-0AB0
	6ES7322-8BH10-0AB0

# Front adapters - VIP-PA-FLK50/4X14/ 7,0M/S7 - 2322634

## Technical data

### Supported controller

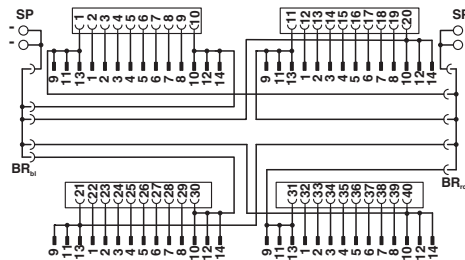
	6ES7323-1BL00-0AA0
	6ES7331-7NF00-0AB0
	6ES7331-7NF10-0AB0
	6ES7331-7PF01-0AB0
	6ES7331-7PF11-0AB0
	6ES7350-2AH01-0AE0
	6ES7357-4AH01-0AE0
	6ES7331-1KF02-0AB0

### Environmental Product Compliance

REACH SVHC	Lead 7439-92-1
China RoHS	Environmentally Friendly Use Period = 50 years
	For details about hazardous substances go to tab "Downloads", Category "Manufacturer's declaration"

## Drawings

Circuit diagram



## Classifications

### eCl@ss

eCl@ss 10.0.1	27242292
eCl@ss 11.0	27242292
eCl@ss 4.0	27060300
eCl@ss 4.1	27060300
eCl@ss 5.0	27061800
eCl@ss 5.1	27061800
eCl@ss 6.0	27249200
eCl@ss 7.0	27249290
eCl@ss 9.0	27242292

## Front adapters - VIP-PA-FLK50/4X14/ 7,0M/S7 - 2322634

### Classifications

#### ETIM

ETIM 4.0	EC002584
ETIM 6.0	EC002584
ETIM 7.0	EC002584

#### UNSPSC

UNSPSC 6.01	26121620
UNSPSC 7.0901	26121620
UNSPSC 11	26121620
UNSPSC 12.01	26121620
UNSPSC 13.2	32151601
UNSPSC 18.0	32151601
UNSPSC 19.0	32151601
UNSPSC 20.0	32151601
UNSPSC 21.0	32151601

### Approvals


#### Approvals

Approvals

UL Recognized / cUL Recognized / EAC / cULus Recognized


Ex Approvals

#### Approval details


UL Recognized		<a href="http://database.ul.com/cgi-bin/XYV/template/LISEXT/1FRAME/index.htm">http://database.ul.com/cgi-bin/XYV/template/LISEXT/1FRAME/index.htm</a>	FILE E 238705
Nominal voltage UN	50 V		
Nominal current IN	1 A		

## Front adapters - VIP-PA-FLK50/4X14/ 7,0M/S7 - 2322634

### Approvals

cUL Recognized		<a href="http://database.ul.com/cgi-bin/XYVV/template/LISEXT/1FRAME/index.htm">http://database.ul.com/cgi-bin/XYVV/template/LISEXT/1FRAME/index.htm</a>	FILE E 238705
Nominal voltage UN		50 V	
Nominal current IN		1 A	

EAC		RU C- DE.A*30.B00767
-----	---	-------------------------

cULus Recognized	
------------------	---