


High Current Connectors - UHV 25-M8/M8 - 2130208

Please be informed that the data shown in this PDF Document is generated from our Online Catalog. Please find the complete data in the user's documentation. Our General Terms of Use for Downloads are valid (<http://phoenixcontact.com/download>)



High-current connector with bolt connection, cross section: 6 - 25 mm², AWG: 10 - 4, width: 26 mm, color: gray


The figure shows a combination of versions UHV 25-AS/AS, UHV 25-KH/AS and UHV 25-KH/KH

Your advantages

- ✓ The UHV ... high-current connectors are available in several versions
- ✓ Versions are available with a cable lug or direct connection and there is a mixed version of both connection methods
- ✓ The comprehensive range of accessories, such as the connection rail for cross connection, ensures safe and user-friendly wiring of conductors up to 240 mm²



Key Commercial Data

Packing unit	1 pc
Minimum order quantity	10 pc
GTIN	 4 017918 052980
GTIN	4017918052980
Weight per Piece (excluding packing)	88.770 g
Custom tariff number	85369010
Country of origin	India

Technical data

General

Number of levels	1
Number of connections	2
Potentials	1

High Current Connectors - UHV 25-M8/M8 - 2130208

Technical data

General

Nominal cross section	25 mm ²
Color	gray
Insulating material	PA
Flammability rating according to UL 94	HB
Rated surge voltage	8 kV
Degree of pollution	3
Overvoltage category	III
Insulating material group	II
Maximum power dissipation for nominal condition	3.26 W
Maximum load current	101 A (with 25 mm ² conductor cross section)
Nominal current I _N	101 A
Nominal voltage U _N	1000 V
Open side panel	No

Dimensions

Width	26 mm
Length	88 mm
Height NS 35/15	53 mm

Connection data

Connection	1 level
Connection method	Bolt connection
Stripping length	The stripping length depends on the specification provided by the cable lug manufacturer.
Connection in acc. with standard	IEC 60947-7-1
Cable lug connection according to standard	DIN 46234:1980-03
Min. cross section for cable lug connection	2.5 mm ²
Max. cross section for cable lug connection	25 mm ²
Hole diameter, min.	8.4 mm
Cable lug width, max.	16 mm
Bolt diameter	8 mm
Screw thread	M8
Tightening torque, min	15 Nm
Tightening torque max	20 Nm
Cable lug connection according to standard	DIN 46235:1983-07
Min. cross section for cable lug connection	16 mm ²
Max. cross section for cable lug connection	25 mm ²
Hole diameter, min.	8.4 mm
Cable lug width, max.	16 mm

High Current Connectors - UHV 25-M8/M8 - 2130208

Technical data

Connection data

Bolt diameter	8 mm
Screw thread	M8
Tightening torque, min	15 Nm
Tightening torque max	20 Nm
Power rail	15 mm x 3 mm

Ambient conditions

Operating temperature	-60 °C ... 85 °C
Ambient temperature (storage/transport)	-25 °C ... 55 °C (for a short time, not exceeding 24 h, -60 °C to +70 °C)
Permissible humidity (storage/transport)	30 % ... 70 %
Ambient temperature (assembly)	-5 °C ... 70 °C
Ambient temperature (actuation)	-5 °C ... 70 °C

Standards and Regulations

Connection in acc. with standard	CSA
	IEC 60947-7-1
Flammability rating according to UL 94	HB

Environmental Product Compliance

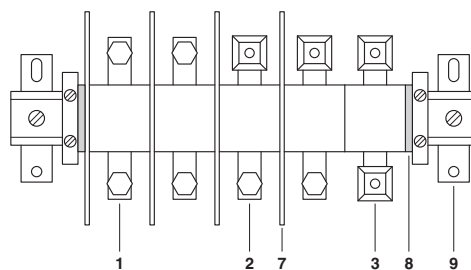
China RoHS	Environmentally friendly use period: unlimited = EFUP-e
	No hazardous substances above threshold values

Drawings

Circuit diagram



Schematic diagram



- 1 = high current connector, AS screw set on both sides
- 2 = high current connector, terminal sleeve KH on one side, screw set AS on the other side
- 3 = high current connector, terminal sleeves KH on both sides, for direct cable connection
- 7 = separating plate
- 8 = end piece
- 9 = flat bracket

High Current Connectors - UHV 25-M8/M8 - 2130208

Classifications

eCl@ss

eCl@ss 10.0.1	27141120
eCl@ss 11.0	27141120
eCl@ss 4.0	27141100
eCl@ss 4.1	27141100
eCl@ss 5.0	27141100
eCl@ss 5.1	27141100
eCl@ss 6.0	27141100
eCl@ss 7.0	27141120
eCl@ss 9.0	27141120

ETIM

ETIM 2.0	EC000897
ETIM 3.0	EC000897
ETIM 4.0	EC000897
ETIM 6.0	EC000897
ETIM 7.0	EC000897

UNSPSC

UNSPSC 6.01	30211811
UNSPSC 7.0901	39121410
UNSPSC 11	39121410
UNSPSC 12.01	39121410
UNSPSC 13.2	39121410
UNSPSC 18.0	39121410
UNSPSC 19.0	39121410
UNSPSC 20.0	39121410
UNSPSC 21.0	39121410

Approvals

Approvals

Approvals

DNV GL / CSA / UL Recognized / EAC / EAC


Ex Approvals


High Current Connectors - UHV 25-M8/M8 - 2130208

Approvals

Approval details

DNV GL		https://approvalfinder.dnvgl.com/	TAE00001CT
--------	---	---	------------

CSA		http://www.csagroup.org/services-industries/product-listing/	13631
	B	C	
Nominal voltage UN	600 V	600 V	
Nominal current IN	100 A	100 A	
mm ² /AWG/kcmil	6-4	6-4	

UL Recognized		http://database.ul.com/cgi-bin/XYV/template/LISEXT/1FRAME/index.htm	FILE E 60425
Nominal voltage UN	600 V		
Nominal current IN	85 A		
mm ² /AWG/kcmil	6-4		

EAC		EAC-Zulassung
-----	---	---------------

EAC		RU C- DE.BL08.B.00540
-----	---	--------------------------