


High Current Connectors - UHV 50-KH/KH - 2130169

Please be informed that the data shown in this PDF Document is generated from our Online Catalog. Please find the complete data in the user's documentation. Our General Terms of Use for Downloads are valid (<http://phoenixcontact.com/download>)



Universal terminal block with screw connection, cross section: 25 - 50 mm², AWG: 6 - 1/0, width: 32 mm, color: gray


The figure shows a combination of versions UHV 50-AS/AS, UHV 50-KH/AS and UHV 50-KH/KH

Your advantages

- ✓ Versions are available with a cable lug or direct connection and there is a mixed version of both connection methods
- ✓ The UHV ... high-current connectors are available in several versions
- ✓ The comprehensive range of accessories, such as the connection rail for cross connection, ensures safe and user-friendly wiring of conductors up to 240 mm²



Key Commercial Data

Packing unit	1 pc
GTIN	 4 017918 052942
GTIN	4017918052942
Weight per Piece (excluding packing)	169.620 g
Custom tariff number	85369010
Country of origin	India

Technical data

General

Number of levels	1
Number of connections	2
Nominal cross section	50 mm ²
Color	gray

High Current Connectors - UHV 50-KH/KH - 2130169

Technical data

General

Insulating material	PA
Flammability rating according to UL 94	V0
Rated surge voltage	8 kV
Degree of pollution	3
Overvoltage category	III
Insulating material group	II
Maximum power dissipation for nominal condition	4.73 W
Connection in acc. with standard	IEC 60947-7-1
Nominal current I_N	150 A
Maximum load current	150 A (with 50 mm ² conductor cross section)
Nominal voltage U_N	1000 V
Open side panel	No

Dimensions

Length	113.5 mm
Width	32 mm
Height NS 35/15	78 mm

Connection data

Connection method	Screw connection
Conductor cross section solid min.	16 mm ²
Conductor cross section solid max.	50 mm ²
Conductor cross section flexible min.	25 mm ²
Conductor cross section flexible max.	50 mm ²
Conductor cross section AWG min.	6
Conductor cross section AWG max.	1/0
Conductor cross section flexible, with ferrule without plastic sleeve min.	25 mm ²
Conductor cross section flexible, with ferrule without plastic sleeve max.	50 mm ²
Conductor cross section flexible, with ferrule with plastic sleeve min.	25 mm ²
Conductor cross section flexible, with ferrule with plastic sleeve max.	50 mm ²
2 conductors with same cross section, solid min.	10 mm ²
2 conductors with same cross section, solid max.	16 mm ²
2 conductors with same cross section, stranded min.	10 mm ²
2 conductors with same cross section, stranded max.	16 mm ²
Two conductors with the same cross section stranded, with ferrule and without plastic sleeve, minimum	10 mm ²
Two conductors with the same cross section stranded, with ferrule and without plastic sleeve, maximum	16 mm ²
Stripping length	26 mm

High Current Connectors - UHV 50-KH/KH - 2130169

Technical data

Connection data

Screw thread	M6
Tightening torque, min	6 Nm
Tightening torque max	8 Nm
Power rail	20 mm x 3 mm

Ambient conditions

Operating temperature	-60 °C ... 85 °C
Ambient temperature (storage/transport)	-25 °C ... 55 °C (for a short time, not exceeding 24 h, -60 °C to +70 °C)
Permissible humidity (storage/transport)	30 % ... 70 %
Ambient temperature (assembly)	-5 °C ... 70 °C
Ambient temperature (actuation)	-5 °C ... 70 °C

Standards and Regulations

Connection in acc. with standard	CSA
	IEC 60947-7-1
Flammability rating according to UL 94	V0

Environmental Product Compliance

China RoHS	Environmentally friendly use period: unlimited = EFUP-e
	No hazardous substances above threshold values

Drawings

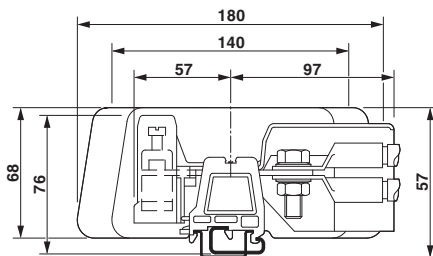
Pictogram



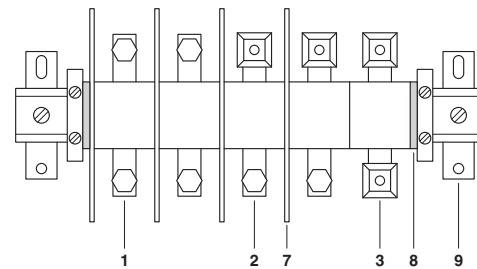
Circuit diagram



Dimensional drawing



Schematic diagram

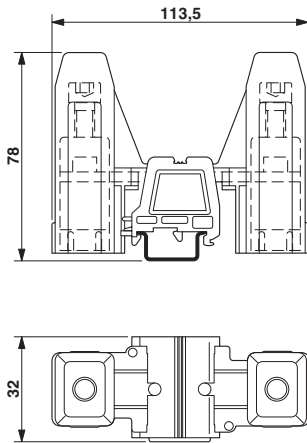


1 = high current connector, AS screw set on both sides
 2 = high current connector, terminal sleeve KH on one side, screw set AS on the other side

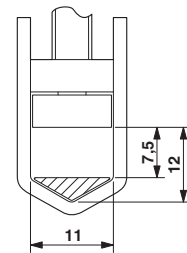
High Current Connectors - UHV 50-KH/KH - 2130169

3 = high current connector, terminal sleeves KH on both sides, for direct cable connection
 7 = separating plate
 8 = end piece
 9 = flat bracket

Dimensional drawing



Dimensional drawing



Classifications

eCl@ss

eCl@ss 10.0.1	27141120
eCl@ss 11.0	27141120
eCl@ss 4.0	27141100
eCl@ss 4.1	27141100
eCl@ss 5.0	27141100
eCl@ss 5.1	27141100
eCl@ss 6.0	27141100
eCl@ss 7.0	27141120
eCl@ss 9.0	27141120

ETIM

ETIM 2.0	EC000897
ETIM 3.0	EC000897
ETIM 4.0	EC000897
ETIM 6.0	EC000897
ETIM 7.0	EC000897

UNSPSC

UNSPSC 6.01	30211811
UNSPSC 7.0901	39121410

High Current Connectors - UHV 50-KH/KH - 2130169

Classifications

UNSPSC

UNSPSC 11	39121410
UNSPSC 12.01	39121410
UNSPSC 13.2	39121410
UNSPSC 18.0	39121410
UNSPSC 19.0	39121410
UNSPSC 20.0	39121410
UNSPSC 21.0	39121410

Approvals

Approvals


Approvals


DNV GL / CSA / UL Recognized / EAC

Ex Approvals

Approval details

DNV GL		https://approvalfinder.dnvgl.com/	TAE00001CT
--------	---	---	------------


CSA		http://www.csagroup.org/services-industries/product-listing/	13631
	B	C	
Nominal voltage UN	600 V	600 V	
Nominal current IN	125 A	125 A	
mm ² /AWG/kcmil	6	6	

UL Recognized		http://database.ul.com/cgi-bin/XYV/template/LISEXT/1FRAME/index.htm	FILE E 60425
Nominal voltage UN	600 V		

High Current Connectors - UHV 50-KH/KH - 2130169

Approvals

Nominal current I _N	150 A
mm ² /AWG/kcmil	6

EAC		RU C- DE.BL08.B.00540
-----	---	--------------------------