


High Current Connectors - UHV 95-AS/AS - 2130020

Please be informed that the data shown in this PDF Document is generated from our Online Catalog. Please find the complete data in the user's documentation. Our General Terms of Use for Downloads are valid (<http://phoenixcontact.com/download>)



Universal terminal block with bolt connection, cross section: 35 ... 95 mm², AWG: 2 ... 4/0, width: 40 mm, color: gray


The figure shows a combination of versions UHV 95-AS/AS, UHV 95-KH/AS and UHV 95-KH/KH

Your advantages

- ✓ Versions are available with a cable lug or direct connection and there is a mixed version of both connection methods
- ✓ The comprehensive range of accessories, such as the connection rail for cross connection, ensures safe and user-friendly wiring of conductors up to 240 mm²
- ✓ The UHV ... high-current connectors are available in several versions



Key Commercial Data

Packing unit	1 pc
GTIN	 4 017918 052805
GTIN	4017918052805
Weight per Piece (excluding packing)	302.800 g
Custom tariff number	85369010
Country of origin	India

Technical data

General

Number of levels	1
Number of connections	2
Nominal cross section	95 mm ²
Color	gray

High Current Connectors - UHV 95-AS/AS - 2130020

Technical data

General

Insulating material	PA
Flammability rating according to UL 94	V0
Rated surge voltage	8 kV
Degree of pollution	3
Overvoltage category	III
Insulating material group	II
Maximum power dissipation for nominal condition	7.54 W
Connection in acc. with standard	IEC 60947-7-1
Nominal current I_N	232 A
Maximum load current	232 A (with 95 mm ² conductor cross section)
Nominal voltage U_N	1000 V
Open side panel	No
Result of surge voltage test	Test passed
Result of power-frequency withstand voltage test	Test passed
Power frequency withstand voltage setpoint	2.2 kV
Result of the test for mechanical stability of terminal points (5 x conductor connection)	Test passed
Bending test rotation speed	10 rpm
Bending test turns	135
Result of tight fit on support	Test passed
Tight fit on carrier	NS 32/NS 35
Result of temperature-rise test	Test passed
Short circuit stability result	Test passed
Proof of thermal characteristics (needle flame) effective duration	30 s
Test specification, oscillation, broadband noise	DIN EN 50155 (VDE 0115-200):2008-03
Test spectrum	Service life test category 2, bogie-mounted
Test frequency	$f_1 = 5 \text{ Hz}$ to $f_2 = 250 \text{ Hz}$
ASD level	6.12 (m/s ²) ² /Hz
Acceleration	3.12 g
Test duration per axis	5 h
Test directions	X-, Y- and Z-axis
Shock form	Semi-sinusoidal
Acceleration	30g
Shock duration	18 ms
Number of shocks per direction	3
Test directions	X-, Y- and Z-axis (pos. and neg.)
Relative insulation material temperature index (Elec., UL 746 B)	120 °C

High Current Connectors - UHV 95-AS/AS - 2130020

Technical data

General

Temperature index of insulation material (DIN EN 60216-1 (VDE 0304-21))	125 °C
Static insulating material application in cold	-40 °C

Dimensions

Length	110 mm
Width	40 mm
Height NS 35/15	56 mm

Connection data

Connection method	Bolt connection
Cable lug connection according to standard	DIN 46234:1980-03
Min. cross section for cable lug connection	10 mm ²
Max. cross section for cable lug connection	95 mm ²
Hole diameter, min.	13 mm
Bolt diameter	12 mm
Screw thread	M12
Tightening torque, min	25 Nm
Tightening torque max	30 Nm
Cable lug connection according to standard	DIN 46235:1983-07
Min. cross section for cable lug connection	25 mm ²
Max. cross section for cable lug connection	95 mm ²
Hole diameter, min.	13 mm
Bolt diameter	12 mm
Screw thread	M12
Tightening torque, min	25 Nm
Tightening torque max	30 Nm
Stripping length	The stripping length depends on the specification provided by the cable lug manufacturer.
Power rail	30 mm x 5 mm

Ambient conditions

Operating temperature	-60 °C ... 85 °C
Ambient temperature (storage/transport)	-25 °C ... 55 °C (for a short time, not exceeding 24 h, -60 °C to +70 °C)
Permissible humidity (storage/transport)	30 % ... 70 %
Ambient temperature (assembly)	-5 °C ... 70 °C
Ambient temperature (actuation)	-5 °C ... 70 °C

Standards and Regulations

Connection in acc. with standard	CSA
	IEC 60947-7-1

High Current Connectors - UHV 95-AS/AS - 2130020

Technical data

Standards and Regulations

Flammability rating according to UL 94	V0
--	----

Environmental Product Compliance

China RoHS	Environmentally friendly use period: unlimited = EFUP-e
	No hazardous substances above threshold values

Drawings

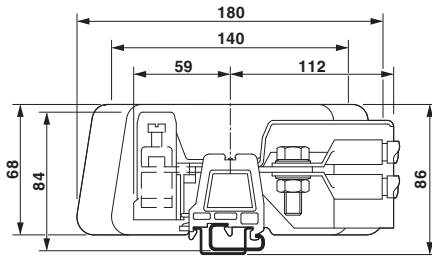
Pictogram



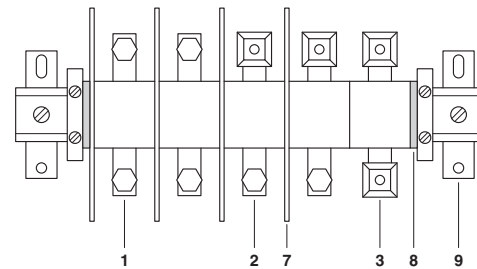
Circuit diagram



Dimensional drawing



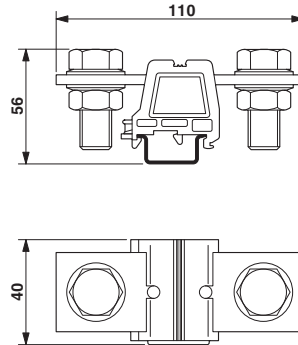
Schematic diagram



- 1 = high current connector, AS screw set on both sides
- 2 = high current connector, terminal sleeve KH on one side, screw set AS on the other side
- 3 = high current connector, terminal sleeves KH on both sides, for direct cable connection
- 7 = separating plate
- 8 = end piece
- 9 = flat bracket

High Current Connectors - UHV 95-AS/AS - 2130020

Dimensional drawing



Classifications

eCl@ss

eCl@ss 10.0.1	27141120
eCl@ss 11.0	27141120
eCl@ss 4.0	27141100
eCl@ss 4.1	27141100
eCl@ss 5.0	27141100
eCl@ss 5.1	27141100
eCl@ss 6.0	27141100
eCl@ss 7.0	27141120
eCl@ss 9.0	27141120

ETIM

ETIM 2.0	EC000897
ETIM 3.0	EC000897
ETIM 4.0	EC000897
ETIM 6.0	EC000897
ETIM 7.0	EC000897

UNSPSC

UNSPSC 6.01	30211811
UNSPSC 7.0901	39121410
UNSPSC 11	39121410
UNSPSC 12.01	39121410
UNSPSC 13.2	39121410
UNSPSC 18.0	39121410
UNSPSC 19.0	39121410
UNSPSC 20.0	39121410

High Current Connectors - UHV 95-AS/AS - 2130020

Classifications

UNSPSC

UNSPSC 21.0	39121410
-------------	----------

Approvals

Approvals


Approvals


DNV GL / CSA / UL Recognized / RS / EAC

Ex Approvals

Approval details

DNV GL		https://approvalfinder.dnvgl.com/	TAE00001CT
--------	--	---	------------

CSA		http://www.csagroup.org/services-industries/product-listing/	13631
	B	C	
Nominal voltage UN	600 V	600 V	
Nominal current IN	200 A	200 A	
mm ² /AWG/kcmil	2	2	

UL Recognized		http://database.ul.com/cgi-bin/XYV/template/LISEXT/1FRAME/index.htm	FILE E 60425
	B	C	
Nominal voltage UN	600 V	600 V	
Nominal current IN	230 A	230 A	
mm ² /AWG/kcmil	2	2	

RS		http://www.rs-head.spb.ru/en/index.php	17.00013.272
----	---	---	--------------

High Current Connectors - UHV 95-AS/AS - 2130020

Approvals

EAC



RU C-
DE.BL08.B.00540