


Feed-through header - FK-MPT 0,5/ 5-ICA-3,5 - 1930357

Please be informed that the data shown in this PDF Document is generated from our Online Catalog. Please find the complete data in the user's documentation. Our General Terms of Use for Downloads are valid (<http://phoenixcontact.com/download>)

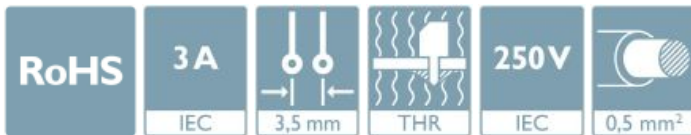


PCB header, nominal cross section: 0.5 mm², color: black, nominal current: 3 A, rated voltage (III/2): 250 V, contact surface: Tin, type of contact: Female connector, Number of potentials: 5, Number of rows: 1, Number of positions per row: 5, number of connections: 5, product range: FK-MPT 0,5/..-ICA, pitch: 3.5 mm, mounting: THR soldering, pin layout: Linear pinning, solder pin [P]: 3.4 mm, plug-in system: COMBICON COMPACT FK-MPT - IC, Locking: without, type of packaging: packed in cardboard, The touch-protected basic strip, serves to accommodate the FK-MPT 0,5 PCB terminal block.


The figure shows a 9-pos. version of the product

Your advantages

- ✓ Suitable for wave and reflow soldering processes
- ✓ Protection against mismatching thanks to asymmetrical arrangement of sockets
- ✓ Easy PCB replacement thanks to plug-in modules



Key Commercial Data

Packing unit	1
GTIN	 4 017918 823177
GTIN	4017918823177
Custom tariff number	85366930

Technical data

Dimensions

Length [l]	8.8 mm
Width	20 mm
Pitch	3.5 mm
Dimension a	14 mm
Width [w]	20 mm
Height [h]	13.4 mm
Installed height	10 mm

Feed-through header - FK-MPT 0,5/ 5-ICA-3,5 - 1930357

Technical data

Dimensions

Length of the solder pin	3.4 mm
Pin dimensions	0.3 x 0.9 mm
Length	8.8 mm

General

Range of articles	FK-MPT 0,5/..-ICA
Insulating material group	IIIa
Rated surge voltage (III/3)	2.5 kV
Rated surge voltage (III/2)	2.5 kV
Rated surge voltage (II/2)	2.5 kV
Rated voltage (III/3)	160 V
Rated voltage (III/2)	250 V
Rated voltage (II/2)	250 V
Connection in acc. with standard	EN-VDE
Nominal current I _N	3 A
Maximum load current	3 A
Insulating material	PA
Flammability rating according to UL 94	V0
Color	black
Number of positions	5

Standards and Regulations

Connection in acc. with standard	EN-VDE
	CUL
Flammability rating according to UL 94	V0

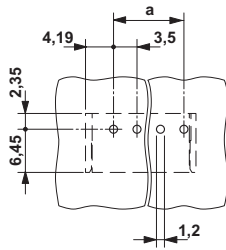
Environmental Product Compliance

China RoHS	Environmentally friendly use period: unlimited = EFUP-e
	No hazardous substances above threshold values

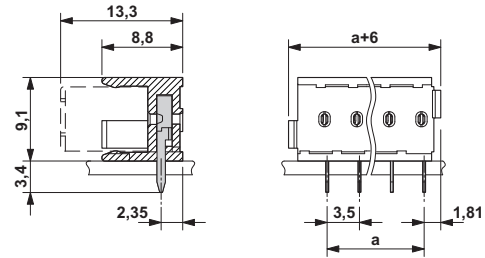
Drawings

Feed-through header - FK-MPT 0,5/ 5-ICA-3,5 - 1930357

Drilling diagram



Dimensional drawing



Classifications

eCl@ss

eCl@ss 10.0.1	27440402
eCl@ss 11.0	27460201
eCl@ss 4.0	27260700
eCl@ss 4.1	27260700
eCl@ss 5.0	27260700
eCl@ss 5.1	27260700
eCl@ss 6.0	27260700
eCl@ss 7.0	27440402
eCl@ss 9.0	27440402

ETIM

ETIM 3.0	EC001121
ETIM 4.0	EC002637
ETIM 6.0	EC002637
ETIM 7.0	EC002637

UNSPSC

UNSPSC 6.01	30211801
UNSPSC 7.0901	39121432
UNSPSC 11	34131203
UNSPSC 12.01	39121432
UNSPSC 13.2	39121409
UNSPSC 18.0	39121409
UNSPSC 19.0	39121409
UNSPSC 20.0	39121409
UNSPSC 21.0	39121409

Feed-through header - FK-MPT 0,5/ 5-ICA-3,5 - 1930357

Approvals

Approvals

Approvals

UL Recognized / cUL Recognized / EAC / cULus Recognized

Ex Approvals

Approval details

UL Recognized		http://database.ul.com/cgi-bin/XYV/template/LISEXT/1FRAME/index.htm	FILE E 60425
	B	D	
Nominal voltage UN	300 V	300 V	
Nominal current IN	4 A	4 A	

cUL Recognized		http://database.ul.com/cgi-bin/XYV/template/LISEXT/1FRAME/index.htm	FILE E 60425
	B	D	
Nominal voltage UN	300 V	300 V	
Nominal current IN	4 A	4 A	

EAC		B.01687
-----	--	---------

cULus Recognized	
------------------	--