


Coaxial contact - HC-M-04-ST-KOAX-75 - 1686245

Please be informed that the data shown in this PDF Document is generated from our Online Catalog. Please find the complete data in the user's documentation. Our General Terms of Use for Downloads are valid (<http://phoenixcontact.com/download>)



Coaxial contact, contact diameter: 4.8 mm, turned, Pin, contact material: Copper alloy, contact surface: gold-plated, connection cross section: 0.14 mm² ... 2.5 mm², AWG 26 ... 14, Wave impedance: 75 Ω



Key Commercial Data

Packing unit	1 pc
GTIN	 4 017918 174125
GTIN	4017918174125
Weight per Piece (excluding packing)	2.640 g
Custom tariff number	85366910
Country of origin	Ukraine

Technical data

Electrical characteristics

Rated voltage (III/3)	48 V
Rated current	1.5 A
Wave impedance	75 Ω

Ambient conditions

Ambient temperature (operation)	-40 °C ... 125 °C
---------------------------------	-------------------

Mechanical characteristics

Conductor cross section	0.14 mm ² ... 2.5 mm ²
Connection cross section AWG	26 ... 14
Stripping length of the individual wire	2 mm
Contact diameter	4.8 mm

Coaxial contact - HC-M-04-ST-KOAX-75 - 1686245

Technical data

Mechanical characteristics

Insertion/withdrawal cycles	≥ 500
-----------------------------	-------

General

Note	Cables that can be used for the coaxial contact: RG179B/U, RG187A/U
	Coaxial contact for module HC-M-04-KT-F
Type	Individual female contact
Series	HC-M-04-KOAX
Connection method	Soldering and crimp connection (Solder connection (wire) / crimp connection (braided shield))
Connection in acc. with standard	IEC / EN
Contact type	turned

Material data

Contact material	Copper alloy
Contact surface material	gold-plated

Standards and Regulations

Connection in acc. with standard	UL
----------------------------------	----

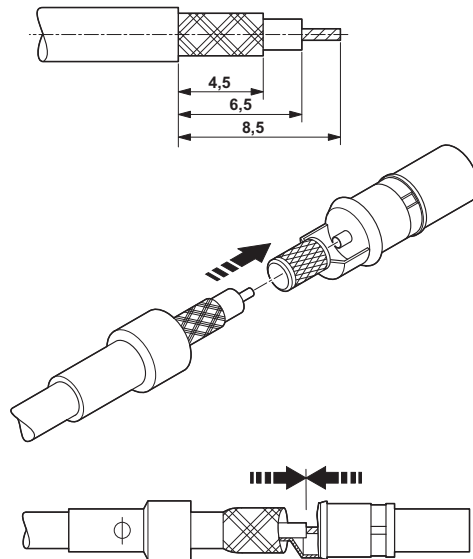
Environmental Product Compliance

China RoHS	Environmentally friendly use period: unlimited = EFUP-e
	No hazardous substances above threshold values

Drawings

Coaxial contact - HC-M-04-ST-KOAX-75 - 1686245

Schematic diagram



Assembly instruction:

RG cables 174/U; 188A/U; 316/U; 179B/U; 187A/U. Prepare the cable (see diagram) and slide the sleeve over the cable. Then solder the wire to the coaxial contact and lay the braided shield over the ridges of the contact. Slide the sleeve over the braided shield and crimp the shield/cable along the narrow contact collar.

Classifications

eCl@ss

eCl@ss 10.0.1	27440204
eCl@ss 11.0	27440204
eCl@ss 4.0	27140800
eCl@ss 4.1	27140800
eCl@ss 5.0	27143400
eCl@ss 5.1	27261200
eCl@ss 6.0	27261200
eCl@ss 7.0	27440204
eCl@ss 9.0	27440204

ETIM

ETIM 2.0	EC000796
ETIM 3.0	EC000796
ETIM 4.0	EC000796
ETIM 6.0	EC000796
ETIM 7.0	EC000796

Coaxial contact - HC-M-04-ST-KOAX-75 - 1686245

Classifications

UNSPSC

UNSPSC 6.01	30211923
UNSPSC 7.0901	39121522
UNSPSC 11	39121522
UNSPSC 12.01	39121522
UNSPSC 13.2	39121522
UNSPSC 18.0	39121522
UNSPSC 19.0	39121522
UNSPSC 20.0	39121522
UNSPSC 21.0	39121522

Approvals


Approvals

Approvals

UL Recognized / EAC

Ex Approvals

Approval details

UL Recognized		http://database.ul.com/cgi-bin/XYV/template/LISEXT/1FRAME/index.htm	FILE E 118976
Nominal voltage UN	600 V		

EAC		RU C- DE.AI30.B.01102
-----	---	--------------------------