



D-SUB contact support - VS-25-BU-DSUB-HD-CD-B - 1655247

Please be informed that the data shown in this PDF Document is generated from our Online Catalog. Please find the complete data in the user's documentation. Our General Terms of Use for Downloads are valid (<http://phoenixcontact.com/download>)

D-SUB contact carrier, shell size 3, for 44 signal contacts, type of contact socket, for crimp contacts, straight, fixing with a 3 mm hole, for panel mounting frame and sleeve housing VS-25-...



Key Commercial Data

Packing unit	1 pc
Minimum order quantity	10 pc
GTIN	 4 046356 029186
GTIN	4046356029186
Weight per Piece (excluding packing)	8.110 g
Custom tariff number	85366990
Country of origin	Germany

Technical data

Mechanical characteristics

Connection method	Crimp connection
Overvoltage category	III
Degree of pollution	2
Weight	8.11 g
Type	D-SUB 15
Flammability rating according to UL 94	V0

Ambient conditions

Ambient temperature (operation)	-55 °C ... 115 °C
---------------------------------	-------------------

Material data

D-SUB contact support - VS-25-BU-DSUB-HD-CD-B - 1655247

Technical data

Material data

Contact carrier material	Glass-fiber reinforced thermoplastics, UL 94 V0
Housing material	Steel, tin-plated
Width	16 mm
Height	12.93 mm
Length	53.42 mm
Mounting type	Screw mounting

Electrical characteristics

Number of positions	44
Rated current	3 A (at 20 °C)
Overvoltage category	III
Degree of pollution	2
Rated voltage (III/3)	60 V
Test voltage	1000 V

Standards and Regulations

Flammability rating according to UL 94	V0
Safety note	WARNING: The connectors may not be plugged in or disconnected under load. Ignoring the warning or improper use may damage persons and/or property.
	• WARNING: Commission properly functioning products only. The products must be regularly inspected for damage. Decommission defective products immediately. Replace damaged products. Repairs are not possible.
	• WARNING: Only electrically qualified personnel may install and operate the product. They must observe the following safety notes. The qualified personnel must be familiar with the basics of electrical engineering. They must be able to recognize and prevent danger. The relevant symbol on the packaging indicates that only personnel familiar with electrical engineering are allowed to install and operate the product.
	• The products are suitable for applications in plant, controller, and electrical device engineering.
	• When operating the connectors in outdoor applications, they must be separately protected against environmental influences.
	• Assembled products may not be manipulated or improperly opened.
	• Only use mating connectors that are specified in the technical data of the standards listed (e.g. the ones listed in the product accessories online at phoenixcontact.com/products).
	• When using the product in direct connection with third-party manufacturers, the user is responsible.
	• For operating voltages > 50 V AC, conductive connector housings must be grounded
	• Only use tools recommended by Phoenix Contact
	• The installation notes/Design In documents online on the download page at phoenixcontact.com/products must be observed for this product.

D-SUB contact support - VS-25-BU-DSUB-HD-CD-B - 1655247

Technical data

Standards and Regulations

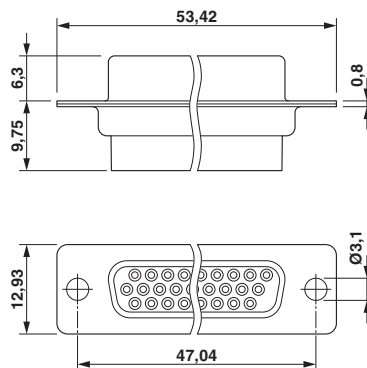
	<ul style="list-style-type: none"> • Use a protective cap to protect connectors that are not in use. The suitable accessories are available online in the accessory section of the product at phoenixcontact.com/products
	<ul style="list-style-type: none"> • Operate the connector only when it is fully plugged in and interlocked.
	<ul style="list-style-type: none"> • Operate the connector only when it is fully plugged in.
	<ul style="list-style-type: none"> • Ensure that when laying the cable, the tensile load on the connectors does not exceed the upper limit specified in the standards.
	<ul style="list-style-type: none"> • Observe the minimum bending radius of the cable. Lay the cable without twisting it.
	<ul style="list-style-type: none"> • VDE 0100/1.97 § 411.1.3.2 and DIN EN 60 204/11.98 § 14.1.3 are applicable when combining several circuits in a cable and/or connector

Environmental Product Compliance

China RoHS	Environmentally friendly use period: unlimited = EFUP-e
	No hazardous substances above threshold values

Drawings

Dimensional drawing



D-SUB contact carrier

Classifications

eCl@ss

eCl@ss 10.0.1	27440302
eCl@ss 11.0	27440302
eCl@ss 4.0	27260700
eCl@ss 4.1	27260700
eCl@ss 5.0	27260700
eCl@ss 5.1	27260700

D-SUB contact support - VS-25-BU-DSUB-HD-CD-B - 1655247

Classifications

eCl@ss

eCl@ss 6.0	27260700
eCl@ss 7.0	27440302
eCl@ss 9.0	27440302

ETIM

ETIM 2.0	EC000438
ETIM 3.0	EC000438
ETIM 4.0	EC000438
ETIM 6.0	EC001132
ETIM 7.0	EC001132

UNSPSC

UNSPSC 6.01	30211923
UNSPSC 7.0901	39121522
UNSPSC 11	39121522
UNSPSC 12.01	39121522
UNSPSC 13.2	39121522
UNSPSC 18.0	39121522
UNSPSC 19.0	39121522
UNSPSC 20.0	39121522
UNSPSC 21.0	39121522

Approvals


Approvals

Approvals

EAC

Ex Approvals

Approval details

EAC		B.01687
-----	---	---------

