


## Panel feed-through - QPD W 4X2,5 M25 0,5 GY - 1582344

Please be informed that the data shown in this PDF Document is generated from our Online Catalog. Please find the complete data in the user's documentation. Our General Terms of Use for Downloads are valid (<http://phoenixcontact.com/download>)



Panel feed-through, QUICKON connection, number of positions: 4, 1 mm<sup>2</sup> ... 2.5 mm<sup>2</sup>, 690 V, 20 A, gray, without QUICKON nut, cable diameter range: 6 mm ... 10 mm, assembly thread: M25, Single wires (welded-on), 2.5 mm<sup>2</sup>, wires cut flat at the end, cable length: 0.5 m

### Key Commercial Data

Packing unit	1 pc
GTIN	 4 046356 463508
GTIN	4046356463508
Weight per Piece (excluding packing)	100.000 g
Custom tariff number	85444290
Country of origin	Germany

### Technical data

#### General

Type	QPD 4x2,5
Length of cable	0.5 m
Color	gray
Locking type	Screw locking
Connection method	QUICKON connection IDC connection
Number of positions	4
Note number of positions	4
Wrench size, union nut	22 mm
Tightening torque, union nut	5 Nm
Tightening torque, counter nut	5 Nm

# Panel feed-through - QPD W 4X2,5 M25 0,5 GY - 1582344

## Technical data

### General

Wrench size, counter nut	27 mm
Number of connections	10
Conductor cross section flexible min.	1 mm <sup>2</sup>
Conductor cross section flexible max.	2.5 mm <sup>2</sup>
Conductor cross section solid min.	1 mm <sup>2</sup>
Conductor cross section solid max.	2.5 mm <sup>2</sup>
Conductor cross section AWG min.	16
Conductor cross section AWG max.	14

### Cabel

Structure of individual litz in acc. with VDE 0295 / smallest wire diameter	VDE 0295 class 1 to 6/min. 0.15 mm
Wire insulation material	PVC/PE/TPE/rubber
Wire diameter including insulation	2 mm ... 3.8 mm
External cable diameter	6 mm ... 10 mm (Order Quickon nuts or Quickon connectors separately)
Conductor cross section	2.5 mm <sup>2</sup>
Position marking	1, 2, 3, 4

### Ambient conditions

Degree of protection	IP66
	IP68 (2 m / 24 h)
	IP69K
Ambient temperature (operation)	-40 °C ... 100 °C
Ambient temperature (storage/transport)	-40 °C ... 100 °C
Temperature when conductor connected	-5 °C ... 50 °C

### Electrical characteristics

Nominal current I <sub>N</sub>	20 A
Nominal voltage U <sub>N</sub>	690 V
Rated current	20 A
rated voltage (III/3)	690 V
rated voltage (III/2)	1000 V
rated voltage (II/2)	1000 V
Rated surge voltage (III/3)	6 kV
Rated surge voltage (III/2)	8 kV
Rated surge voltage (II/2)	8 kV

### Mechanical characteristics

QUICKON connectability	max. 10
Insertion/withdrawal cycles	max. 50

# Panel feed-through - QPD W 4X2,5 M25 0,5 GY - 1582344

## Technical data

### Mechanical characteristics

Category of shock impact	IK07
--------------------------	------

### Material data

Contact material	CuZn
Contact surface material	silver-plated
Contact carrier material	PA
Insulating material	PA
Flammability rating according to UL 94	V0
Overvoltage category	III
Degree of pollution	3

### Standards and Regulations

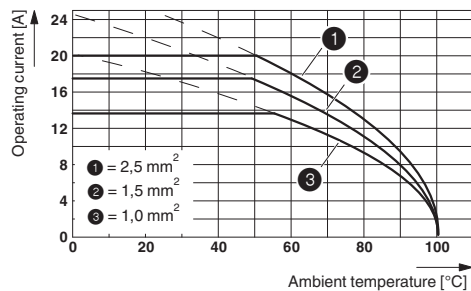
Category of shock impact	IK07
Flammability rating according to UL 94	V0

### Environmental Product Compliance

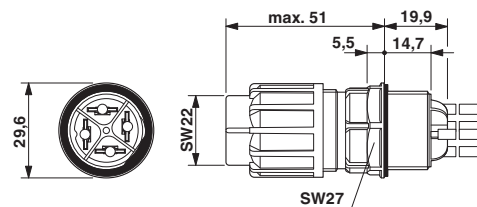
China RoHS	Environmentally Friendly Use Period = 50 years
	For details about hazardous substances go to tab "Downloads", Category "Manufacturer's declaration"

## Drawings

Diagram

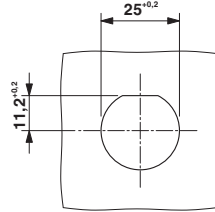


Dimensional drawing



# Panel feed-through - QPD W 4X2,5 M25 0,5 GY - 1582344

Dimensional drawing



Panel cutout

## Classifications

eCl@ss

eCl@ss 10.0.1	27440602
eCl@ss 11.0	27440602
eCl@ss 4.0	27140800
eCl@ss 4.1	27140800
eCl@ss 5.0	27143400
eCl@ss 5.1	27143400
eCl@ss 6.0	27143400
eCl@ss 7.0	27440602
eCl@ss 9.0	27440602

ETIM

ETIM 3.0	EC001283
ETIM 4.0	EC001283
ETIM 6.0	EC002566
ETIM 7.0	EC002566

UNSPSC

UNSPSC 6.01	31251501
UNSPSC 7.0901	31251501
UNSPSC 11	31251501
UNSPSC 12.01	39121522
UNSPSC 13.2	39121522
UNSPSC 18.0	39121522
UNSPSC 19.0	39121522
UNSPSC 20.0	39121522
UNSPSC 21.0	39121522

# Panel feed-through - QPD W 4X2,5 M25 0,5 GY - 1582344

## Approvals


### Approvals

#### Approvals

EAC / EAC / DNV GL / IECEE CB Scheme / VDE Zeichengenehmigung


#### Ex Approvals


### Approval details

EAC			RU C- DE.AI30.B.01102
-----	---	--	--------------------------

EAC			RU C- DE.BL08.B.00511
-----	--	--	--------------------------

DNV GL		<a href="https://approvalfinder.dnvgl.com/">https://approvalfinder.dnvgl.com/</a>	TAE00003J5
--------	---	---	------------

IECEE CB Scheme		<a href="http://www.iecee.org/">http://www.iecee.org/</a>	DE1-58228
-----------------	---	---	-----------

VDE Zeichengenehmigung		<a href="http://www2.vde.com/de/Institut/Online-Service/VDE-gepruefteProdukte/Seiten/Online-Suche.aspx">http://www2.vde.com/de/Institut/Online-Service/VDE-gepruefteProdukte/Seiten/Online-Suche.aspx</a>	40029149
------------------------	---	---	----------

Nominal voltage UN	690 V
Nominal current IN	20 A
mm <sup>2</sup> /AWG/kcmil	1.5-2.5