

Panel feed-through - QPD W 4X2,5 6-10 M25 DT GY - 1582295


Please be informed that the data shown in this PDF Document is generated from our Online Catalog. Please find the complete data in the user's documentation. Our General Terms of Use for Downloads are valid (<http://phoenixcontact.com/download>)



Panel feed-through, QUICKON connection, number of positions: 4, 1 mm² ... 2.5 mm², 690 V, 20 A, gray, with QUICKON nut, cable diameter range: 6 mm ... 10 mm and 6 mm ... 10 mm, assembly thread: M25, Push-in connection, 2.5 mm²



Key Commercial Data

Packing unit	1 pc
GTIN	 4 046356 463447
GTIN	4046356463447
Weight per Piece (excluding packing)	40.000 g
Custom tariff number	85366990
Country of origin	Germany

Technical data

General

Connection	For 2.5 mm ² cables with ferrule, only CRIMPFOX 10S pliers (1212045) with square crimp can be used. CRIMPFOX 6H hexagonal crimping pliers (1212046) cannot be used, because the diameter on the diagonal is too large.
Type	QPD 4x2,5
Color	gray
Locking type	Screw locking
Connection method	QUICKON connection
	IDC connection
Number of positions	4
Note number of positions	4
Wrench size, union nut	22 mm

Panel feed-through - QPD W 4X2,5 6-10 M25 DT GY - 1582295

Technical data

General

Tightening torque, union nut	5 Nm
Tightening torque, counter nut	5 Nm
Wrench size, counter nut	27 mm
Number of connections	10
Conductor cross section flexible min.	1 mm ²
Conductor cross section flexible max.	2.5 mm ²
Conductor cross section solid min.	1 mm ²
Conductor cross section solid max.	2.5 mm ²
Conductor cross section AWG min.	16
Conductor cross section AWG max.	14

Cabel

Structure of individual litz in acc. with VDE 0295 / smallest wire diameter	VDE 0295 class 1 to 6/min. 0.15 mm
Wire insulation material	PVC/PE/TPE/rubber
Wire diameter including insulation	2 mm ... 3.8 mm
External cable diameter	6 mm ... 10 mm
	6 mm ... 10 mm
Conductor cross section	2.5 mm ²
Position marking	1, 2, 3, 4

Ambient conditions

Degree of protection	IP66
	IP68 (2 m / 24 h)
	IP69K
Ambient temperature (operation)	-40 °C ... 100 °C
Ambient temperature (storage/transport)	-40 °C ... 100 °C
Temperature when conductor connected	-5 °C ... 50 °C

Electrical characteristics

Nominal current I _N	20 A
Nominal voltage U _N	690 V
Rated current	20 A
rated voltage (III/3)	690 V
rated voltage (III/2)	1000 V
rated voltage (II/2)	1250 V
Rated surge voltage (III/3)	6 kV
Rated surge voltage (III/2)	8 kV
Rated surge voltage (II/2)	8 kV

Panel feed-through - QPD W 4X2,5 6-10 M25 DT GY - 1582295

Technical data

Mechanical characteristics

QUICKON connectability	max. 10
Insertion/withdrawal cycles	max. 50
Category of shock impact	IK07

Material data

Contact material	CuZn
Contact surface material	silver-plated
Contact carrier material	PA
Insulating material	PA
Flammability rating according to UL 94	V0
Overvoltage category	III
Degree of pollution	3

Standards and Regulations

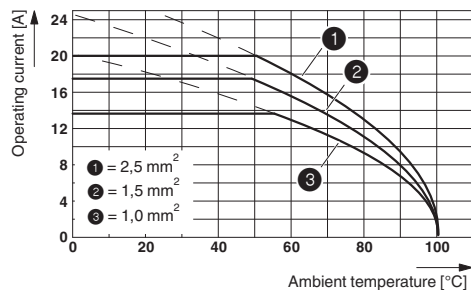
Category of shock impact	IK07
Flammability rating according to UL 94	V0

Environmental Product Compliance

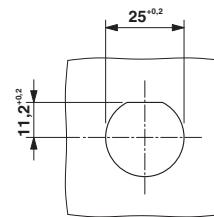
China RoHS	Environmentally Friendly Use Period = 50 years
	For details about hazardous substances go to tab "Downloads", Category "Manufacturer's declaration"

Drawings

Diagram



Dimensional drawing

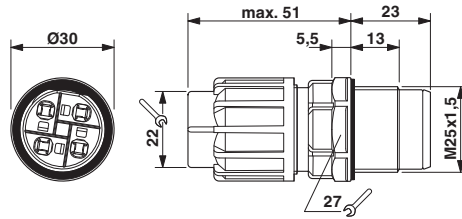


Panel cutout

Derating diagram

Panel feed-through - QPD W 4X2,5 6-10 M25 DT GY - 1582295

Dimensional drawing



Classifications

eCl@ss

eCl@ss 10.0.1	27440602
eCl@ss 11.0	27440602
eCl@ss 4.0	27140800
eCl@ss 4.1	27140800
eCl@ss 5.0	27143400
eCl@ss 5.1	27143400
eCl@ss 6.0	27143400
eCl@ss 7.0	27440602
eCl@ss 9.0	27440602

ETIM

ETIM 2.0	EC000516
ETIM 3.0	EC000516
ETIM 4.0	EC002635
ETIM 6.0	EC002566
ETIM 7.0	EC002566

UNSPSC

UNSPSC 6.01	31251501
UNSPSC 7.0901	31251501
UNSPSC 11	31251501
UNSPSC 12.01	39121522
UNSPSC 13.2	39121522
UNSPSC 18.0	39121522
UNSPSC 19.0	39121522
UNSPSC 20.0	39121522
UNSPSC 21.0	39121522

Panel feed-through - QPD W 4X2,5 6-10 M25 DT GY - 1582295

Approvals


Approvals

Approvals

EAC / EAC / DNV GL / IECCEB Scheme / VDE Zeichengenehmigung


Ex Approvals


Approval details

EAC			RU C- DE.AI30.B.01102
-----	---	--	--------------------------

EAC			RU C- DE.BL08.B.00511
-----	--	--	--------------------------

DNV GL		https://approvalfinder.dnvgl.com/	TAE00003J5
--------	---	---	------------

IECEE CB Scheme		http://www.iecee.org/	DE1-58228
-----------------	---	---	-----------

VDE Zeichengenehmigung		http://www2.vde.com/de/Institut/Online-Service/VDE-gepruefteProdukte/Seiten/Online-Suche.aspx	40029149
------------------------	---	---	----------

Nominal voltage UN	690 V
Nominal current IN	20 A
mm ² /AWG/kcmil	1.5-2.5