

Electronic circuit breaker - ECP-E 1A - 0900113

Please be informed that the data shown in this PDF Document is generated from our Online Catalog. Please find the complete data in the user's documentation. Our General Terms of Use for Downloads are valid (<http://phoenixcontact.com/download>)




Electronic circuit breaker, number of positions: 1, connection method: Screw connection, width: 12.5 mm, fuse type: electronic, fuse type: Automatic device, mounting type: on base element, Color: black

Your advantages

- ✓ Can be plugged onto TMCP SOCKET M base
- ✓ Design width of just 12.5 mm
- ✓ The operating or error state is indicated by a multi-color LED as well as an integrated status output (12)



Key Commercial Data

Packing unit	1 pc
GTIN	 4 046356 104005
GTIN	4046356104005
Weight per Piece (excluding packing)	43.800 g
Custom tariff number	85362010
Country of origin	Germany

Technical data

General

Installation instructions	When mounted in rows without convection cooling, the nominal device current should only be led to a maximum of 80% due to the thermal effect during continuous operation (100% operating factor). Special precautionary measures must be taken in systems or machines, to prevent components from restarting (e.g., use of a safety PLC). Parallel connection of multiple circuit breakers is not permitted.
Mounting type	on base element
Color	black

Electronic circuit breaker - ECP-E 1A - 0900113

Technical data

General

Number of positions	1
Overvoltage category	II
Insulating material	PA66/6
Flammability rating according to UL 94	V0

Electrical data

Fuse	electronic
Fuse type	Automatic device
Rated surge voltage	0.5 kV
Operating voltage	24 V DC
	24 V DC (at 50 °C (UL 2367, UL 508, ANSI/ISA 12.12.01))
	18 V DC ... 32 V DC
Nominal current I_N	1 A
Required backup fuse	not required, integrated failsafe element
Dielectric strength	max. 32 V DC (Load circuit)
Degree of pollution	2
Overvoltage category	II
Insulating material group	I
Switching capacity I_{CN}	Active current limitation
Closed-circuit current range I_O	typ. 25 mA \pm 5 mA (When switched on)

Dimensions

Height	60 mm
Width	12.5 mm
Depth	70 mm
Height NS 35/7,5	144 mm
Height NS 35/15	151.5 mm
Complete module height	115 mm
Complete module width	38 mm
Complete module depth	112.5 mm

Ambient conditions

Degree of protection	IP30 (Actuation area)
Ambient temperature (operation)	0 °C ... 50 °C (non-condensing)

Connection data

Conductor cross section flexible, with ferrule without plastic sleeve min.	0.5 mm ²
Conductor cross section flexible, with ferrule without plastic sleeve max.	10 mm ²
Conductor cross section flexible, with ferrule with plastic sleeve min.	0.5 mm ²

Electronic circuit breaker - ECP-E 1A - 0900113

Technical data

Connection data

Conductor cross section flexible, with ferrule with plastic sleeve max.	10 mm ²
2 conductors with same cross section, solid min.	0.5 mm ²
2 conductors with same cross section, solid max.	4 mm ²
2 conductors with same cross section, stranded min.	0.5 mm ²
2 conductors with same cross section, stranded max.	4 mm ²
Two conductors with the same cross section stranded, with ferrule and without plastic sleeve, minimum	0.5 mm ²
Two conductors with the same cross section stranded, with ferrule and without plastic sleeve, maximum	2.5 mm ²
Two conductors with the same cross section, flexible, with TWIN ferrules, with plastic sleeve, minimum	0.5 mm ²
Two conductors with the same cross section, flexible, with TWIN ferrules, with plastic sleeve, maximum	6 mm ²
Connection method	Screw connection

Standards and Regulations

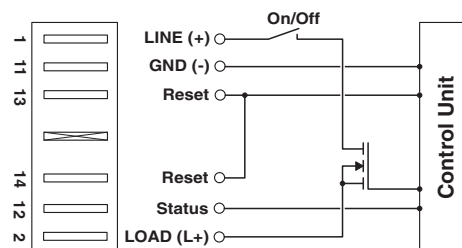
Standards/specifications	UL 2367
	UL 508
	CSA 22.2 No. 14

Environmental Product Compliance

REACH SVHC	Lead 7439-92-1
China RoHS	Environmentally Friendly Use Period = 50 years
	For details about hazardous substances go to tab "Downloads", Category "Manufacturer's declaration"

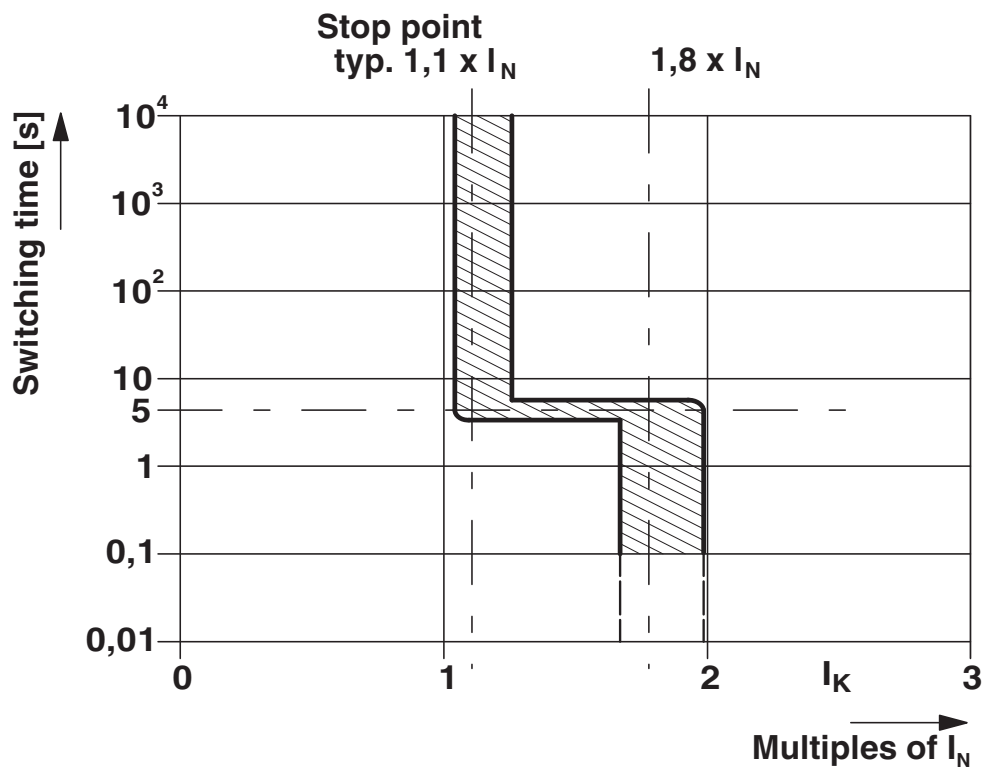
Drawings

Block diagram



Electronic circuit breaker - ECP-E 1A - 0900113

Diagram



Classifications

eCl@ss

eCl@ss 10.0.1	27140401
eCl@ss 11.0	27140401
eCl@ss 4.0	27141100
eCl@ss 4.1	27141100
eCl@ss 5.0	27141100
eCl@ss 5.1	27141100
eCl@ss 6.0	27141100
eCl@ss 7.0	27141116
eCl@ss 9.0	27141116

ETIM

ETIM 2.0	EC000899
ETIM 3.0	EC000899
ETIM 4.0	EC000899
ETIM 6.0	EC000899

Electronic circuit breaker - ECP-E 1A - 0900113

Classifications

ETIM

ETIM 7.0	EC000899
----------	----------

UNSPSC

UNSPSC 6.01	30211812
UNSPSC 7.0901	39121411
UNSPSC 11	39121411
UNSPSC 12.01	39121411
UNSPSC 13.2	39121410
UNSPSC 18.0	39121410
UNSPSC 19.0	39121410
UNSPSC 20.0	39121410
UNSPSC 21.0	39121410

Approvals

Approvals

Approvals

UL Recognized

Ex Approvals

UL Recognized / CSA

Approval details

UL Recognized		http://database.ul.com/cgi-bin/XYV/template/LISEXT/1FRAME/index.htm	FILE E 317172
---------------	---	---	---------------