

# Printed-circuit board connector - DFK-MSTB 2,5/14-G-5,08 WW(1X1) - 0707992

Please be informed that the data shown in this PDF Document is generated from our Online Catalog. Please find the complete data in the user's documentation. Our General Terms of Use for Downloads are valid (<http://phoenixcontact.com/download>)



Feed-through header, nominal cross section: 2.5 mm<sup>2</sup>, color: green, nominal current: 12 A, rated voltage (III/2): 320 V, contact surface: Tin, type of contact: Male connector, Number of rows: 1, Number of positions per row: 14, product range: DFK-MSTB 2,5/..-G, pitch: 5.08 mm, connection method: Solder/Slip-on connection, mounting: Direct mounting, pin layout: Linear pinning, solder pin [P]: 9.3 mm, plug-in system: CLASSIC COMBICON, Locking: without, type of packaging: packed in cardboard


The figure shows the version with solder/spade connections

## Your advantages

- ✓ Cable connection on the inside of the device enables flexible positioning of the panel feed-through
- ✓ Free choice – permanent solder connection or standardized slip-on connection
- ✓ Maximum flexibility when it comes to device design – one header for connectors with different connection technologies



## Key Commercial Data

Packing unit	1 pc
Minimum order quantity	50 pc
GTIN	 4 017918 004385
GTIN	4017918004385
Weight per Piece (excluding packing)	13.180 g
Custom tariff number	85366930
Country of origin	Germany

## Technical data

### Item properties

Brief article description	Feed-through header
Plug-in system	CLASSIC COMBICON
Type of contact	Male connector

# Printed-circuit board connector - DFK-MSTB 2,5/14-G-5,08 WW(1X1) - 0707992

## Technical data

### Item properties

Range of articles	DFK-MSTB 2,5/..-G
Pitch	5.08 mm
Number of positions	14
Mounting type	Direct mounting
Pin layout	Linear pinning
Locking	without
Number of levels	1
Pin connector pattern alignment	Standard

### Electrical parameters

Nominal current	12 A
Nom. voltage	320 V
Max. current slip-on connection	7.5 A
Rated voltage (III/3)	320 V
Rated voltage (III/2)	320 V
Rated voltage (II/2)	630 V
Rated surge voltage (III/3)	4 kV
Rated surge voltage (III/2)	4 kV
Rated surge voltage (II/2)	4 kV

### Material data - contact

Note	WEEE/RoHS-compliant, free of whiskers according to IEC 60068-2-82/ JEDEC JESD 201
Contact material	Cu alloy
Surface characteristics	Tin-plated
Metal surface contact area (top layer)	Tin (5 - 7 µm Sn)
Metal surface contact area (middle layer)	Nickel (2 - 3 µm Ni)
Metal surface soldering area (top layer)	Tin (5 - 7 µm Sn)
Metal surface soldering area (middle layer)	Nickel (2 - 3 µm Ni)

### Material data - housing

Housing color	green (6021)
Insulating material	PA
Insulating material group	I
CTI according to IEC 60112	600
Flammability rating according to UL 94	V2

### Dimensions for the product

# Printed-circuit board connector - DFK-MSTB 2,5/14-G-5,08 WW(1X1) - 0707992

## Technical data

### Dimensions for the product

Caption	Schematische Abbildung - weitere Details siehe Produktfamilienzeichnung im Download Center
Length [ l ]	17.5 mm
Width [ w ]	91.44 mm
Height [ h ]	29.5 mm
Pitch	5.08 mm
Height (without solder pin)	20.2 mm
Solder pin [P]	9.3 mm
Dimensions of slip-on connection	2,8 x 0,8 mm

### Dimensions for PCB design

Hole diameter	3.2 mm
---------------	--------

### Packaging information

Type of packaging	packed in cardboard
Pieces per package	50
Denomination packing units	Pcs.

### General product information

Type of note	Notes on operation
Note	In accordance with IEC 61984, COMBICON connectors have no switching power (COC). During designated use, they must not be plugged in or disconnected when carrying voltage or under load.

### Ambient conditions

Ambient temperature (storage/transport)	-40 °C ... 70 °C
Ambient temperature (assembly)	-5 °C ... 100 °C
Ambient temperature (operation)	-40 °C ... 100 °C (dependent on the derating curve)

### Air clearances and creepage distances

Clearances and creepage distances	IEC 60664-1:2007-04
Specification	IEC 60664-1:2007-04
Minimum clearance - inhomogeneous field (III/3)	3 mm
Minimum clearance - inhomogeneous field (III/2)	3 mm
Minimum clearance - inhomogeneous field (II/2)	3 mm
Minimum creepage distance value (III/3)	4 mm
Minimum creepage distance value (III/2)	3 mm
Minimum creepage distance value (II/2)	3.2 mm

### Standards and Regulations

# Printed-circuit board connector - DFK-MSTB 2,5/14-G-5,08 WW(1X1) - 0707992

## Technical data

### Standards and Regulations

Connection in acc. with standard	EN-VDE
	CUL

### Environmental Product Compliance

China RoHS	Environmentally friendly use period: unlimited = EFUP-e
	No hazardous substances above threshold values

## Classifications

### eCl@ss

eCl@ss 10.0.1	27440402
eCl@ss 11.0	27460201
eCl@ss 4.0	27260700
eCl@ss 4.1	27260700
eCl@ss 5.0	27141100
eCl@ss 5.1	27141100
eCl@ss 6.0	27141100
eCl@ss 7.0	27141134
eCl@ss 9.0	27440402

### ETIM

ETIM 3.0	EC000897
ETIM 4.0	EC001283
ETIM 6.0	EC002637
ETIM 7.0	EC002637

### UNSPSC

UNSPSC 6.01	30211810
UNSPSC 7.0901	39121409
UNSPSC 11	39121409
UNSPSC 12.01	39121409
UNSPSC 13.2	39121410
UNSPSC 18.0	39121409
UNSPSC 19.0	39121409
UNSPSC 20.0	39121409
UNSPSC 21.0	39121409

# Printed-circuit board connector - DFK-MSTB 2,5/14-G-5,08 WW(1X1) - 0707992

## Approvals

### Approvals

---

#### Approvals


EAC / cULus Recognized


---

#### Ex Approvals

---

### Approval details

EAC		B.01687
-----	---	---------

cULus Recognized		<a href="http://database.ul.com/cgi-bin/XYV/template/LISEXT/1FRAME/index.htm">http://database.ul.com/cgi-bin/XYV/template/LISEXT/1FRAME/index.htm</a>	E60425-19931011
	B	D	
Nominal voltage UN	300 V	300 V	
Nominal current IN	15 A	10 A	