

EV-T2M3SO12-4P-BL-SET - Infrastructure charging socket



1268355

<https://www.phoenixcontact.com/us/products/1268355>

Please be informed that the data shown in this PDF document is generated from our online catalog. Please find the complete data in the user documentation. Our general terms of use for downloads are valid.



CHARX connect modular, Infrastructure charging socket, square, Basic, Set, with square protective cover, with LED (common cathode connection), for charging electric vehicles (EV) with alternating current (AC), Type 2, IEC 62196-2, 32 A / 480 V (AC), without single-core wires, locking actuator: 12 V, 4-pos., Rear panel mounting, M5 thread, housing: black, PHOENIX CONTACT logo

Product description

Infrastructure charging sockets with protective cover, for charging electric vehicles (EV) with alternating current (AC), compatible with Type 2 Infrastructure Plugs. For installation at charging stations for E-Mobility (EVSE)

Your advantages

- Charging status intuitively visible at a glance with color LED indicator
- Protected against overheating with precise temperature measurement
- Flexible mounting and easy maintenance with plug-in cables
- Available with your logo on request – for consistent branding of your charging station
- Waterproof and dirtproof due to fully molded contacts
- Developed and produced in accordance with the IATF 16949 automotive standard and ISO 9001
- Uniform, space-saving installation space

Commercial data

Item number	1268355
Packing unit	1 pc
Minimum order quantity	1 pc
Sales key	EM01
Product key	XWBADC
GTIN	4063151419080
Weight per piece (including packing)	579 g
Weight per piece (excluding packing)	577 g
Customs tariff number	85366990
Country of origin	DE

EV-T2M3SO12-4P-BL-SET - Infrastructure charging socket



1268355

<https://www.phoenixcontact.com/us/products/1268355>

Set consists of

EV-T2M3SO12-4P-B - Infrastructure charging socket

1164300

<https://www.phoenixcontact.com/us/products/1164300>



CHARX connect modular, Infrastructure charging socket, square, Basic, for charging electric vehicles (EV) with alternating current (AC), Type 2, IEC 62196-2, 32 A / 480 V (AC), without single-core wires, locking actuator: 12 V, 4-pos., Rear panel mounting, M5 thread, housing: black, PHOENIX CONTACT logo

EV-T2SOC-P - Protective cover

1164297

<https://www.phoenixcontact.com/us/products/1164297>



CHARX connect modular, Protective cover, square, Accessories, Premium, with self-locking mechanism, with LED (common cathode connection), for attaching to infrastructure charging sockets, Type 2, IEC 62196-2, Front mounting, M5 thread, Embossed PHOENIX CONTACT logo

EV-T2M3SO12-4P-BL-SET - Infrastructure charging socket



1268355

<https://www.phoenixcontact.com/us/products/1268355>

EV-T2M3SO-CAP - Protective cap

1202424

<https://www.phoenixcontact.com/us/products/1202424>



CHARX connect modular, Protective cap, circular, Accessories, for strain relief and touch protection, Type 2, IEC 62196-2

EV-T2M3SO12-4P-BL-SET - Infrastructure charging socket



1268355

<https://www.phoenixcontact.com/us/products/1268355>

Technical data

Product properties

Design (Infrastructure charging socket)	square
Design (Protective cover)	square
Design (Protective cap)	circular
Product type	Infrastructure charging socket
Product family	CHARX connect modular
Application	for charging electric vehicles (EV) with alternating current (AC) compatible with infrastructure charging plugs
Type	Basic Set
Design	with square protective cover with LED (common cathode connection)
Compatibility	The square basic protective cover version included in this set is not compatible with the shutter. Choose a set with a premium and/or round protective cover version for this.
Affixed logo	PHOENIX CONTACT logo
Charging standard	Type 2
Charging mode	Mode 3, Case B

Electrical properties

Type of signal transmission	Pulse width modulation
Note on the connection method	Connection via spade connector, separable and reconnectable
Type of charging current	AC 3-phase
Charging power rating	22 kW
Charging power	max. 26.6 kW
Charging current	max. 32 A

Power contact

Number	5 (L1, L2, L3, N, PE)
Rated voltage	480 V AC
Rated current	32 A

Signal contact

Number	2 (CP, PP)
Rated voltage	30 V AC
Rated current	2 A

LED function

Application	to display the charging status
Position	in the frame of the protective cover
Connection type	common cathode

Locking actuator

Operating voltage	12 V
-------------------	------

EV-T2M3SO12-4P-BL-SET - Infrastructure charging socket



1268355
<https://www.phoenixcontact.com/us/products/1268355>

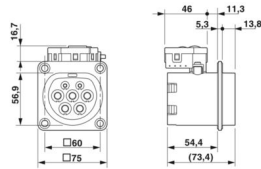
Note number of positions	4-pos.
Position of the locking actuator	top center

Locking actuator

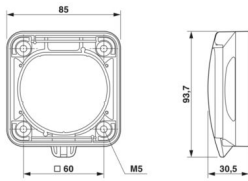
Operating voltage	12 V
Note number of positions	4-pos.
Position of the locking actuator	top center
Possible power supply range at the motor	9 V ... 16 V
Maximum voltage for locking detection	30 V
Typical motor current for locking	0.2 A
Reverse current of the motor	max. 1 A
Max. dwell time with reverse current	1000 ms
Recommended adaptation time	600 ms
Pause time after entry or exit path	3 s
Service life insertion cycles	> 10000 load cycles
Lock recognition	available
Mechanical emergency release	available
Ambient temperature (operation)	-30 °C ... 50 °C
Cable length	0.5 m
Cable structure	4 x 0.5 mm²

Dimensions

Infrastructure charging socket

Dimensional drawing	
Width	75 mm
Height	91.71 mm
Depth	87.95 mm

Protective cover

Dimensional drawing	
Width	84.9 mm
Height	93.7 mm
Depth	30.5 mm

Bore dimensions

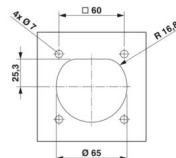
EV-T2M3SO12-4P-BL-SET - Infrastructure charging socket



1268355

<https://www.phoenixcontact.com/us/products/1268355>

Dimensional drawing



Width	60 mm
Height	60 mm

Protective cap

Width	64 mm
Height	57 mm
Depth	24 mm

Material specifications

Color (Housing)	black (9005)
Color (Protective cover)	black (9005)
Material (Housing)	Plastic
Material (Protective cover)	Plastic
Material (Contact surface)	Silver

Cable/line

Cable type	without single-core wires
Single wire, cross section	6.00 mm ²

Single-core wires for locking actuator

Cable length	0.5 m
Cable structure	4 x 0.5 mm ²
Single wire, material	PVC
Single wire, color	BU/RD, BU/GN, BU/YE, BU/BN
External cable diameter	1.60 mm ±0.20 mm
Cable resistance	≤ 37.1 Ω/m

Mechanical properties

Type of cover movement	Self-locking
------------------------	--------------

Mechanical data

Insertion/withdrawal cycles	> 10000
Insertion force	< 100 N
Withdrawal force	< 100 N

Environmental and real-life conditions

Ambient conditions

Degree of protection (Infrastructure charging socket)	IP44 (plugged in)
Degree of protection (Protective cover)	IP54
Ambient temperature (operation)	-30 °C ... 50 °C

EV-T2M3SO12-4P-BL-SET - Infrastructure charging socket



1268355

<https://www.phoenixcontact.com/us/products/1268355>

Ambient temperature (storage/transport)	-40 °C ... 80 °C
Altitude	5000 m (above sea level)

Standards and regulations

Standards

Standards/regulations	IEC 62196-2
-----------------------	-------------

Mounting

Mounting type Infrastructure charging socket	Rear panel mounting (0 to 90 degree frontal inclination possible)
Mounting type Protective cover	Rear panel mounting
Max. wall thickness	max. 50.00 mm (Rear panel mounting, normative maximum specification for infrastructure plug)
	max. 29.00 mm (Rear panel mounting, normative maximum specification for infrastructure charging plug when using protective cover 1164297)
Mounting hole diameter	7.00 mm (ø)
Fixing screws	M5 thread
Screws included in the scope of delivery	none

EV-T2M3SO12-4P-BL-SET - Infrastructure charging socket



1268355
<https://www.phoenixcontact.com/us/products/1268355>

Classifications

ECLASS

ECLASS-11.0	27144706
ECLASS-12.0	27144706
ECLASS-13.0	27144706

ETIM

ETIM 9.0	EC002898
----------	----------

UNSPSC

UNSPSC 21.0	39121800
-------------	----------

EV-T2M3SO12-4P-BL-SET - Infrastructure charging socket



1268355
<https://www.phoenixcontact.com/us/products/1268355>

Environmental product compliance

REACH SVHC	Lead 7439-92-1
China RoHS	Environmentally Friendly Use Period = 10;
	For information on hazardous substances, refer to the manufacturer's declaration available under "Downloads"

Phoenix Contact 2024 © - all rights reserved
<https://www.phoenixcontact.com>

Phoenix Contact USA
586 Fulling Mill Road
Middletown, PA 17057, United States
(+717) 944-1300
info@phoenixcon.com