


Feed-through terminal block - BTP 2,0-F - 3281112

Please be informed that the data shown in this PDF Document is generated from our Online Catalog. Please find the complete data in the user's documentation. Our General Terms of Use for Downloads are valid (<http://phoenixcontact.com/download>)




Feed-through terminal block, with flange on the left-hand side, nom. voltage: 690 V, nominal current: 24 A, connection method: Push-in connection, number of connections: 4, cross section: 0.14 mm² - 2.5 mm², AWG: 26 - 14, width: 17.5 mm, color: black, mounting type: NS 35/7,5, NS 35/15, Direct mounting with flange

Your advantages

- ✓ Maximum overview thanks to extensive marking and labeling of every terminal point
- ✓ Safety for users thanks to integrated shock protection
- ✓ Easy potential distribution with time-saving jumper system
- ✓ Easy and tool-free direct plug-in thanks to push-in multi-conductor connection
- ✓ Flexible use, thanks to DIN rail and direct mounting
- ✓ Reduction in logistics costs with the uniform CLIPLINE complete system accessories

RoHS

Key Commercial Data

Packing unit	1
GTIN	
GTIN	4055626620596
Custom tariff number	85369010

Technical data

General

Number of levels	1
Number of connections	4
Potentials	1
Nominal cross section	2.5 mm ²
Color	black
Insulating material	PC

Feed-through terminal block - BTP 2,0-F - 3281112

Technical data

General

Flammability rating according to UL 94	V0
Rated surge voltage	8 kV
Degree of pollution	3
Overvoltage category	III
Insulating material group	IIIa
Maximum power dissipation for nominal condition	0.77 W
Maximum load current	24 A (The maximum load current must not be exceeded by the total current of all connected conductors.)
Nominal current I_N	24 A
Nominal voltage U_N	690 V
Open side panel	Yes

Dimensions

Width	17.5 mm
Length	42 mm
Height NS 35/7,5	36.7 mm
Height NS 35/15	44.2 mm
Pitch	8 mm

Connection data

Connection method	Push-in connection
Stripping length	10 mm ... 12 mm
Connection in acc. with standard	IEC 60947-7-1
Conductor cross section solid min.	0.14 mm ²
Conductor cross section solid max.	2.5 mm ²
Conductor cross section AWG min.	26
Conductor cross section AWG max.	14
Conductor cross section flexible min.	0.14 mm ²
Conductor cross section flexible max.	2.5 mm ²
Min. AWG conductor cross section, flexible	26
Max. AWG conductor cross section, flexible	16
Conductor cross section flexible, with ferrule without plastic sleeve min.	0.14 mm ²
Conductor cross section flexible, with ferrule without plastic sleeve max.	1.5 mm ²
Conductor cross section flexible, with ferrule with plastic sleeve min.	0.14 mm ²
Conductor cross section flexible, with ferrule with plastic sleeve max.	1.5 mm ²
Connection cross sections directly pluggable	0.5 mm ² 2.5 mm ² 20 14
Conductor cross section solid min.	0.5 mm ²
Conductor cross section solid max.	2.5 mm ²
Conductor cross section flexible, with ferrule without plastic sleeve min.	0.34 mm ²

Feed-through terminal block - BTP 2,0-F - 3281112

Technical data

Connection data

Conductor cross section flexible, with ferrule without plastic sleeve max.	1.5 mm ²
Conductor cross section flexible, with ferrule with plastic sleeve min.	0.34 mm ²
Conductor cross section flexible, with ferrule with plastic sleeve max.	1.5 mm ²
Connection in acc. with standard	JIS 8207-7-1
Conductor cross section solid min.	0.5 mm ²
Conductor cross section solid max.	1.6 mm ²
Conductor cross section flexible min.	0.5 mm ²
Conductor cross section flexible max.	2 mm ²
Conductor cross section flexible, with ferrule without plastic sleeve min.	0.5 mm ²
Conductor cross section flexible, with ferrule without plastic sleeve max.	2 mm ²
Conductor cross section flexible, with ferrule with plastic sleeve min.	0.5 mm ²
Conductor cross section flexible, with ferrule with plastic sleeve max.	2 mm ²

Ambient conditions

Operating temperature	-60 °C ... 85 °C
Ambient temperature (storage/transport)	-25 °C ... 55 °C (for a short time, not exceeding 24 h, -60 °C to +70 °C)
Permissible humidity (storage/transport)	30 % ... 70 %
Ambient temperature (assembly)	-5 °C ... 70 °C
Ambient temperature (actuation)	-5 °C ... 70 °C

Standards and Regulations

Connection in acc. with standard	IEC 60947-7-1
	JIS 8207-7-1
Flammability rating according to UL 94	V0

Environmental Product Compliance

China RoHS	Environmentally friendly use period: unlimited = EFUP-e
	No hazardous substances above threshold values

Drawings

Circuit diagram



Classifications

eCl@ss

eCl@ss 10.0.1	27141120
eCl@ss 11.0	27141120

Feed-through terminal block - BTP 2,0-F - 3281112

Classifications

eCl@ss

eCl@ss 4.0	27141121
eCl@ss 4.1	27141121
eCl@ss 5.0	27141120
eCl@ss 5.1	27141120
eCl@ss 6.0	27141100
eCl@ss 7.0	27141120
eCl@ss 9.0	27141120

ETIM

ETIM 2.0	EC000897
ETIM 3.0	EC000897
ETIM 4.0	EC000897
ETIM 6.0	EC000897
ETIM 7.0	EC000897

UNSPSC

UNSPSC 6.01	30211811
UNSPSC 7.0901	39121410
UNSPSC 11	39121410
UNSPSC 12.01	39121410
UNSPSC 13.2	39121410
UNSPSC 18.0	39121410
UNSPSC 19.0	39121410
UNSPSC 20.0	39121410
UNSPSC 21.0	39121410

Approvals

Approvals

Approvals

CSA / UL Recognized / EAC


Ex Approvals


Approval details

Feed-through terminal block - BTP 2,0-F - 3281112

Approvals

CSA		http://www.csagroup.org/services-industries/product-listing/	13631
	B	C	
Nominal voltage UN	600 V	600 V	
Nominal current IN	15 A	15 A	
mm²/AWG/kcmil	26-14	26-14	

UL Recognized		http://database.ul.com/cgi-bin/XYV/template/LISEXT/1FRAME/index.htm	FILE E 60425
	B	C	
Nominal voltage UN	600 V	600 V	
Nominal current IN	15 A	15 A	
mm²/AWG/kcmil	26-14	26-14	

EAC		RU C- DE.BL08.B.00541
-----	---	--------------------------