

Photovoltaic connector - PV-FT-C3M-HSG - 1628352


Please be informed that the data shown in this PDF Document is generated from our Online Catalog. Please find the complete data in the user's documentation. Our General Terms of Use for Downloads are valid (<http://phoenixcontact.com/download>)



Photovoltaic connector, Range of articles: SUNCLIX, Photovoltaic connector, housing material: PPE, color: black, number of positions: 1, nom. voltage: 1500, Connection method: Crimp, Type of contact: Pin



Key Commercial Data

Packing unit	1 pc
Minimum order quantity	50 pc
GTIN	 4 055626 428000
GTIN	4055626428000
Weight per Piece (excluding packing)	7.600 g
Custom tariff number	85359000
Country of origin	Germany

Technical data

Ambient conditions

Ambient temperature (operation)	-40 °C ... 85 °C
Ambient temperature (assembly)	-25 °C ... 50 °C

General

Design	Pin
Tightening torque nut	1.8 Nm \pm 0.1 Nm
Insertion force	45 N \pm 10 N
Disconnect force	250 N \pm 50 N (when locked)
Pull-out force of cable \geq disconnect force	> 80 N
Insertion/withdrawal cycles	100

Photovoltaic connector - PV-FT-C3M-HSG - 1628352

Technical data

General

Degree of pollution	2
Degree of protection	IP20
Number of positions	1
Voltage	1500 V
Rated surge voltage (III/3)	16 kV
pluggable	Yes
Rated voltage	1500 V
Protection class	II

Material

Color	black
Insulating material	mPPE

Connection data

Connection method	Crimp
Stripping length	8 mm
Type of contact	Pin

Standards and Regulations

Flammability rating according to UL 94	V0
Safety note	<ul style="list-style-type: none"> • WARNING: Commission properly functioning products only. The products must be regularly inspected for damage. Decommission defective products immediately. Replace damaged products. Repairs are not possible. • WARNING: Only electrically qualified personnel may install and operate the product. They must observe the following safety notes. The qualified personnel must be familiar with the basics of electrical engineering. They must be able to recognize and prevent danger. The relevant symbol on the packaging indicates that only personnel familiar with electrical engineering are allowed to install and operate the product. WARNING: The connectors may not be plugged in or disconnected under load. Ignoring the warning or improper use may damage persons and/or property. • The products are suitable for applications in plant, controller, and electrical device engineering. • Assembled products may not be manipulated or improperly opened. • Only use mating connectors that are specified in the technical data of the standards listed (e.g. the ones listed in the product accessories online at phoenixcontact.com/products). • When using the product in direct connection with third-party manufacturers, the user is responsible. • For operating voltages > 50 V AC, conductive connector housings must be grounded • Ensure that the protective or functional ground has been properly connected.

Photovoltaic connector - PV-FT-C3M-HSG - 1628352

Technical data

Standards and Regulations

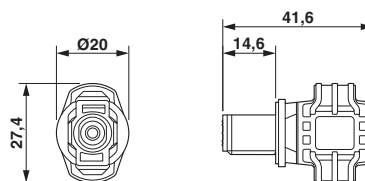
	<ul style="list-style-type: none"> • Observe the corresponding technical data. You will find information: <ul style="list-style-type: none"> o On the product o On the packing label o In the supplied documentation o Online at phoenixcontact.com/products under the product
	<ul style="list-style-type: none"> • The installation notes/Design In documents online on the download page at phoenixcontact.com/products must be observed for this product.
	<ul style="list-style-type: none"> • Use a protective cap to protect connectors that are not in use. The suitable accessories are available online in the accessory section of the product at phoenixcontact.com/products
	<ul style="list-style-type: none"> • The connector warms up in normal operation. Depending on the ambient conditions, the surface of the connector can continue to warm up. In this case, the user is responsible for posting warnings (e.g. DIN EN ISO 13732-1:2008-12).
	<ul style="list-style-type: none"> • Operate the connector only when it is fully plugged in and interlocked.
	<ul style="list-style-type: none"> • Ensure that when laying the cable, the tensile load on the connectors does not exceed the upper limit specified in the standards.
	<ul style="list-style-type: none"> • Observe the minimum bending radius of the cable. Lay the cable without twisting it.

Environmental Product Compliance

China RoHS	Environmentally friendly use period: unlimited = EFUP-e
	No hazardous substances above threshold values

Drawings

Dimensional drawing



Classifications

eCl@ss

eCl@ss 10.0.1	27440107
eCl@ss 11.0	27440107
eCl@ss 9.0	27440107

ETIM

ETIM 6.0	EC002061
----------	----------

Photovoltaic connector - PV-FT-C3M-HSG - 1628352

Approvals


Approvals

Approvals

UL Recognized / EAC

Ex Approvals

Approval details

UL Recognized		http://database.ul.com/cgi-bin/XYV/template/LISEXT/1FRAME/index.htm	E477377-20170317
Nominal voltage UN		1500 V	
Nominal current IN		50 A	
mm ² /AWG/kcmil		14-10	

EAC		B.01687
-----	---	---------
