


## Relay base - PLC-BSC- 24UC/21-21/H - 1012004


Please be informed that the data shown in this PDF Document is generated from our Online Catalog. Please find the complete data in the user's documentation. Our General Terms of Use for Downloads are valid (<http://phoenixcontact.com/download>)



14 mm PLC basic terminal block without relay, for mounting on DIN rail NS 35/7,5, Screw connection, 2 changeover contacts, Input voltage 24 V AC/DC



### Key Commercial Data

Packing unit	1 pc
Minimum order quantity	10 pc
GTIN	 4 055626 487137
GTIN	4055626487137
Custom tariff number	85366990
Country of origin	Germany

### Technical data

#### Dimensions

Width	14 mm
	14 mm
Height	80 mm
	80 mm
Depth	104 mm
	104 mm

#### Ambient conditions

Ambient temperature (operation)	-40 °C ... 60 °C
Ambient temperature (storage/transport)	-40 °C ... 85 °C

#### Input data

## Relay base - PLC-BSC- 24UC/21-21/H - 1012004

### Technical data

#### Input data

Nominal input voltage $U_N$	24 V AC/DC
Status display	LED
Protective circuit	Bridge rectifier

#### Output data

Contact type	2 changeover contacts
--------------	-----------------------

#### General

Operating mode	100% operating factor
Color	gray
Flammability rating according to UL 94	V0 (Housing)
Mounting position	any
Assembly instructions	In rows with zero spacing

#### Connection data

Connection name	Input side
Connection method	Screw connection
Stripping length	8 mm
Screw thread	M3
Conductor cross section solid	0.14 mm <sup>2</sup> ... 2.5 mm <sup>2</sup>
Conductor cross section flexible	0.14 mm <sup>2</sup> ... 2.5 mm <sup>2</sup>
	0.2 mm <sup>2</sup> ... 2.5 mm <sup>2</sup> (Single ferrule)
	2x 0.5 mm <sup>2</sup> ... 1.5 mm <sup>2</sup> (TWIN ferrule)
Conductor cross section AWG	26 ... 14

#### Connection data 2

Connection name	Output side
Connection method	Screw connection
Stripping length	8 mm
Screw thread	M3
Conductor cross section solid	0.14 mm <sup>2</sup> ... 2.5 mm <sup>2</sup>
Conductor cross section flexible	0.14 mm <sup>2</sup> ... 2.5 mm <sup>2</sup>
	0.2 mm <sup>2</sup> ... 2.5 mm <sup>2</sup> (Single ferrule)
	2x 0.5 mm <sup>2</sup> ... 1.5 mm <sup>2</sup> (TWIN ferrule)
Conductor cross section AWG	26 ... 14

#### Conformance/approvals

Designation	Corrosive gas test
Identification	ISA-S71.04. G3 Harsh Group
	EN 60068-2-60

## Relay base - PLC-BSC- 24UC/21-21/H - 1012004

### Technical data

#### Environmental Product Compliance

REACH SVHC	Lead 7439-92-1
China RoHS	Environmentally Friendly Use Period = 50 years
	For details about hazardous substances go to tab "Downloads", Category "Manufacturer's declaration"

### Classifications

#### eCl@ss

eCl@ss 10.0.1	27371603
eCl@ss 11.0	27371603
eCl@ss 5.0	27371600
eCl@ss 5.1	27371603
eCl@ss 6.0	27371600
eCl@ss 7.0	27371603
eCl@ss 9.0	27371603

#### ETIM

ETIM 2.0	EC001456
ETIM 3.0	EC001456
ETIM 4.0	EC001456
ETIM 6.0	EC001456
ETIM 7.0	EC001456

#### UNSPSC

UNSPSC 6.01	30211917
UNSPSC 7.0901	39121516
UNSPSC 11	39121516
UNSPSC 12.01	39121516
UNSPSC 13.2	39122326
UNSPSC 18.0	39122335
UNSPSC 19.0	39122335
UNSPSC 20.0	39122335
UNSPSC 21.0	39122335

### Approvals

#### Approvals

## Relay base - PLC-BSC- 24UC/21-21/H - 1012004

### Approvals

#### Approvals






UL Recognized / cUL Recognized / EAC / DNV GL / cULus Recognized

---

#### Ex Approvals

---

#### Approval details

UL Recognized		<a href="http://database.ul.com/cgi-bin/XYV/template/LISEXT/1FRAME/index.htm">http://database.ul.com/cgi-bin/XYV/template/LISEXT/1FRAME/index.htm</a>	FILE E 238705
cUL Recognized		<a href="http://database.ul.com/cgi-bin/XYV/template/LISEXT/1FRAME/index.htm">http://database.ul.com/cgi-bin/XYV/template/LISEXT/1FRAME/index.htm</a>	FILE E 238705
EAC			RU D-DE.B*00573/18
DNV GL		<a href="https://approvalfinder.dnvgl.com/">https://approvalfinder.dnvgl.com/</a>	TAE0000196-03
cULus Recognized			

---