

Single relay - REL-MR-BL-100AC/21-21/MS - 2908183


Please be informed that the data shown in this PDF Document is generated from our Online Catalog. Please find the complete data in the user's documentation. Our General Terms of Use for Downloads are valid (<http://phoenixcontact.com/download>)



Plug-in miniature relay, with power contact, 2 changeover contacts, test button, mechanical switch position indicator, polarity: bipolar, input voltage: 100 V AC



Key Commercial Data

Packing unit	1 pc
Minimum order quantity	10 pc
GTIN	 4 055626 279428
GTIN	4055626279428
Custom tariff number	85364190
Country of origin	China

Technical data

Dimensions

Width	13 mm
Height	29 mm
Depth	25.5 mm

Ambient conditions

Ambient temperature (operation)	-40 °C ... 70 °C
Ambient temperature (storage/transport)	-40 °C ... 85 °C
Degree of protection	RT II

Coil side

Nominal input voltage U_N	100 V AC
Input voltage range in reference to U_N	0.8 ... 1.35 (see diagram)

Single relay - REL-MR-BL-100AC/21-21/MS - 2908183

Technical data

Coil side

Mains frequency	50/60 Hz
Typical input current at U_N	8 mA
Typical response time	3 ms ... 12 ms (depending on phase relation)
Typical release time range	2 ms ... 8 ms (depending on phase relation)
Status display	Yellow LED
Power dissipation for nominal condition	0.8 W

Contact side

Contact type	2 changeover contacts
Type of switch contact	Single contact
Contact material	AgNi
Maximum switching voltage	250 V AC/DC
Minimum switching voltage	12 V (at 10 mA)
Min. switching current	10 mA (at 12 V)
Maximum inrush current	16 A (20 ms)
Limiting continuous current	8 A
Interrupting rating (ohmic load) max.	192 W (at 24 V DC)
	62 W (at 48 V DC)
	42 W (at 60 V DC)
	55 W (at 110 V DC)
	66 W (at 220 V DC)

General

Test voltage	5 kV AC (50 Hz, 1 min., winding/contact)
	2.5 kV AC (50 Hz, 1 min., changeover contact/changeover contact)
Operating mode	100% operating factor
Mechanical service life	5x 10 ⁶ cycles
Service life, electrical	see diagram
Mounting position	any

Connection data

Connection method	Solder connection
-------------------	-------------------

Standards and Regulations

Standards/regulations	IEC 61810
	IEC 60664
Rated insulation voltage	250 V AC
Pollution degree	2
Overvoltage category	III

Single relay - REL-MR-BL-100AC/21-21/MS - 2908183

Technical data

Conformance/approvals

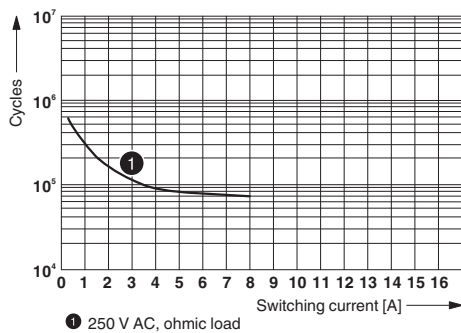
Designation	Corrosive gas test
Identification	ISA-S71.04. G3 Harsh Group
	EN 60068-2-60

Environmental Product Compliance

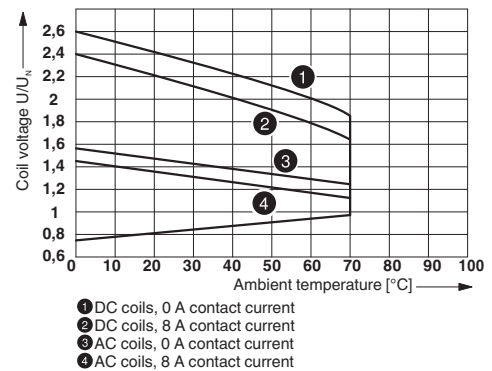
China RoHS	Environmentally friendly use period: unlimited = EFUP-e
	No hazardous substances above threshold values

Drawings

Diagram



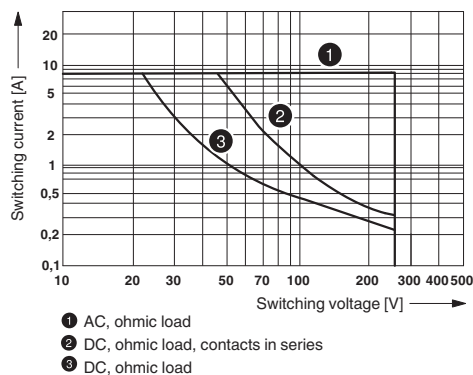
Diagram



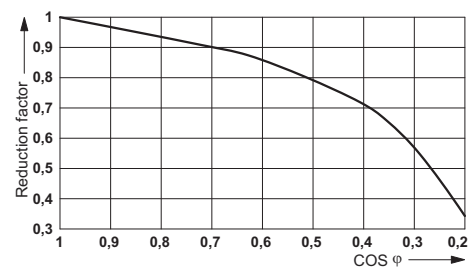
Electrical service life

Operating voltage range

Diagram



Diagram

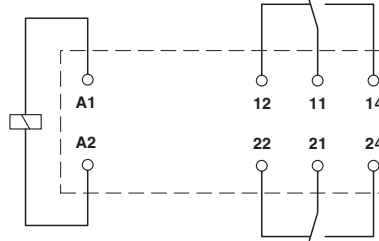


Interrupting rating

Service life reduction factor with various cos phi

Single relay - REL-MR-BL-100AC/21-21/MS - 2908183

Circuit diagram



Classifications

eCl@ss

eCl@ss 10.0.1	27371601
eCl@ss 11.0	27371601
eCl@ss 5.0	27371600
eCl@ss 5.1	27371600
eCl@ss 6.0	27371600
eCl@ss 7.0	27371601
eCl@ss 9.0	27371601

ETIM

ETIM 2.0	EC001437
ETIM 3.0	EC001437
ETIM 4.0	EC001437
ETIM 6.0	EC001437
ETIM 7.0	EC001437

UNSPSC

UNSPSC 6.01	30211916
UNSPSC 7.0901	39121515
UNSPSC 11	39121515
UNSPSC 12.01	39121515
UNSPSC 13.2	39122334
UNSPSC 18.0	39122334
UNSPSC 19.0	39122334
UNSPSC 20.0	39122334
UNSPSC 21.0	39122334

Approvals

Approvals

Single relay - REL-MR-BL-100AC/21-21/MS - 2908183




Approvals

Approvals

UL Recognized / cUL Recognized / EAC / cULus Recognized

Ex Approvals

Approval details

UL Recognized		http://database.ul.com/cgi-bin/XYV/template/LISEXT/1FRAME/index.htm	FILE E 195083
cUL Recognized		http://database.ul.com/cgi-bin/XYV/template/LISEXT/1FRAME/index.htm	FILE E 195083
EAC			RU C- DE.A*30.B.01082
cULus Recognized	