

## Solid-state relay module - PLC-OSC-24DC/V8C/SEN - 2908173


Please be informed that the data shown in this PDF Document is generated from our Online Catalog. Please find the complete data in the user's documentation. Our General Terms of Use for Downloads are valid (<http://phoenixcontact.com/download>)



PLC-INTERFACE for input functions with PLC logic, with screw connection and plug-in miniature solid-state relay, for mounting on a DIN rail, 1 N/O contact, input: 24 V DC



### Key Commercial Data

Packing unit	1 pc
Minimum order quantity	10 pc
GTIN	 4 055626 287348
GTIN	4055626287348
Weight per Piece (excluding packing)	36.000 g
Custom tariff number	85364190
Country of origin	Germany

### Technical data

#### Note

Utilization restriction	EMC: class A product, see manufacturer's declaration in the download area
-------------------------	---

#### Dimensions

Width	6.2 mm
Height	80 mm
Depth	94 mm

#### Ambient conditions

Ambient temperature (operation)	-25 °C ... 60 °C
Ambient temperature (storage/transport)	-25 °C ... 70 °C

# Solid-state relay module - PLC-OSC-24DC/V8C/SEN - 2908173

## Technical data

### Input data

Nominal input voltage $U_N$	24 V DC
Input voltage range in reference to $U_N$	0.8 ... 1.2
Input voltage range	19.2 V DC ... 28.8 V DC
Switching threshold "0" signal in reference to $U_N$	$\leq 0.4$
Switching threshold "1" signal in reference to $U_N$	$\geq 0.8$
Typical input current at $U_N$	8.5 mA
Typical response time	20 $\mu$ s (at $U_N$ )
Typical turn-off time	300 $\mu$ s (at $U_N$ )
Operating voltage display	Yellow LED
Type of protection	Reverse polarity protection
	Surge protection
Surge voltage protection	> 33 V
Transmission frequency	300 Hz
Power dissipation for nominal condition	0.2 W

### Output data

Output voltage range	5 V DC ... 30 V DC
Limiting continuous current	3 mA
Surge voltage protection	> 56 V
Voltage drop at max. limiting continuous current	$\leq 1$ V
Output circuit	2-conductor, floating
Type of protection	Reverse polarity protection
	Surge protection
Protective circuit/component	Polarity protection diode

### General

Test voltage	2.5 kV (50 Hz, 1 min., input/output)
Mounting position	any
Assembly instructions	In rows with zero spacing
Operating mode	100% operating factor
Flammability rating according to UL 94	V0 (Housing)

### Connection data

Connection name	Input side
Connection method	Screw connection
Stripping length	8 mm
Screw thread	M3
Conductor cross section solid	0.14 mm <sup>2</sup> ... 2.5 mm <sup>2</sup>

## Solid-state relay module - PLC-OSC-24DC/V8C/SEN - 2908173

### Technical data

#### Connection data

Conductor cross section flexible	0.14 mm <sup>2</sup> ... 2.5 mm <sup>2</sup>
Conductor cross section AWG	26 ... 14

#### Connection data 2

Connection name	Output side
Connection method	Screw connection
Stripping length	8 mm
Screw thread	M3
Conductor cross section solid	0.14 mm <sup>2</sup> ... 2.5 mm <sup>2</sup>
Conductor cross section flexible	0.14 mm <sup>2</sup> ... 2.5 mm <sup>2</sup>
Conductor cross section AWG	26 ... 14

#### Standards and Regulations

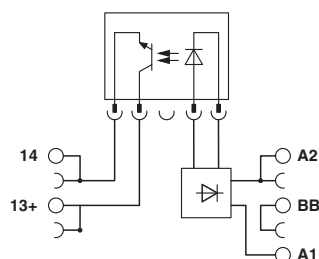
Designation	Standards/regulations
Standards/regulations	IEC 60664
	EN 50178
Insulation	Basic insulation
Pollution degree	2
Overvoltage category	III

#### Environmental Product Compliance

REACH SVHC	Lead 7439-92-1
China RoHS	Environmentally Friendly Use Period = 50 years
	For details about hazardous substances go to tab "Downloads", Category "Manufacturer's declaration"

### Drawings

Circuit diagram



## Solid-state relay module - PLC-OSC-24DC/V8C/SEN - 2908173

### Classifications

#### eCl@ss

eCl@ss 10.0.1	27371604
eCl@ss 11.0	27371604
eCl@ss 5.0	27371001
eCl@ss 5.1	27371001
eCl@ss 6.0	27371600
eCl@ss 7.0	27371604
eCl@ss 9.0	27371604

#### ETIM

ETIM 2.0	EC001504
ETIM 3.0	EC001504
ETIM 4.0	EC001504
ETIM 6.0	EC001504
ETIM 7.0	EC001504

### Approvals

#### Approvals

---


Approvals

EAC

---

Ex Approvals

#### Approval details

EAC		TR_TS_D_00573_c
-----	---	-----------------