


Feed-through terminal block - BT 2,0 - 3281123

Please be informed that the data shown in this PDF Document is generated from our Online Catalog. Please find the complete data in the user's documentation. Our General Terms of Use for Downloads are valid (<http://phoenixcontact.com/download>)




Feed-through terminal block, nom. voltage: 690 V, nominal current: 24 A, connection method: Ring cable lug, number of connections: 2, width: 8 mm, color: black, mounting type: NS 35/7,5, NS 35/15

Your advantages

- ✓ Reduction in logistics costs with the uniform CLIPLINE complete system accessories
- ✓ Maximum overview thanks to extensive marking and labeling of every terminal point
- ✓ Safety for users thanks to integrated shock protection
- ✓ Easy potential distribution with time-saving jumper system
- ✓ Convenient ring cable lug connection thanks to the screw connection principle with spring-guided screw; maintenance-free with integrated screw locking



Key Commercial Data

Packing unit	1 pc
Minimum order quantity	50 pc
GTIN	 4 055626 119106
GTIN	4055626119106
Weight per Piece (excluding packing)	7.600 g
Custom tariff number	85369010
Country of origin	India

Technical data

General

Number of levels	1
Number of connections	2
Potentials	1

Feed-through terminal block - BT 2,0 - 3281123

Technical data

General

Nominal cross section	2.5 mm ²
Color	black
Insulating material	PC
Flammability rating according to UL 94	V0
Rated surge voltage	6 kV
Degree of pollution	3
Overvoltage category	III
Insulating material group	IIIa
Maximum power dissipation for nominal condition	0.77 W
Maximum load current	24 A
Nominal current I _N	24 A
Nominal voltage U _N	690 V
Open side panel	Yes
Shock protection test specification	DIN EN 50274 (VDE 0660-514):2002-11
Back of the hand protection	guaranteed
Finger protection	guaranteed
Result of surge voltage test	Test passed
Result of power-frequency withstand voltage test	Test passed
Power frequency withstand voltage setpoint	1.89 kV
Result of the test for mechanical stability of terminal points (5 x conductor connection)	Test passed
Result of flexion and pull-out test	Test passed
Bending test rotation speed	10 rpm
Bending test turns	135
Bending test conductor cross section/weight	2.5 mm ² / 0.7 kg
Tensile test result	Test passed
Result of tight fit on support	Test passed
Tight fit on carrier	NS 35
Setpoint	1 N
Result of voltage-drop test	Test passed
Result of temperature-rise test	Test passed
Requirement temperature-rise test	Increase in temperature ≤ 45 K
Short circuit stability result	Test passed
Conductor cross section short circuit testing	2.5 mm ²
Short-time current	0.3 kA
Conductor cross section short circuit testing	2 mm ²
Short-time current	0.24 kA

Feed-through terminal block - BT 2,0 - 3281123

Technical data

General

Result of thermal test	Test passed
Proof of thermal characteristics (needle flame) effective duration	30 s
Oscillation, broadband noise test result	Test passed
Test specification, oscillation, broadband noise	DIN EN 50155 (VDE 0115-200):2008-03
Test spectrum	Service life test category 2, bogie-mounted
Test frequency	$f_1 = 5 \text{ Hz}$ to $f_2 = 250 \text{ Hz}$
ASD level	$6.12 \text{ (m/s}^2\text{)}^2/\text{Hz}$
Acceleration	3.12 g
Test duration per axis	5 h
Test directions	X-, Y- and Z-axis
Shock test result	Test passed
Test specification, shock test	DIN EN 50155 (VDE 0115-200):2008-03
Shock form	Half-sine
Acceleration	30g
Shock duration	18 ms
Test directions	X-, Y- and Z-axis (pos. and neg.)
Temperature index of insulation material (DIN EN 60216-1 (VDE 0304-21))	130 °C

Dimensions

Width	8 mm
Length	42 mm
Height NS 35/7,5	33.5 mm
Height NS 35/15	41 mm

Connection data

Connection method	Ring cable lug
Stripping length	The stripping length depends on the specification provided by the cable lug manufacturer.
Connection in acc. with standard	IEC 60947-7-1
Cable lug connection according to standard	DIN 46234:1980-03
Min. cross section for cable lug connection	0.14 mm ²
Max. cross section for cable lug connection	2.5 mm ²
AWG min	26
AWG max	16
Hole diameter, min.	3.7 mm
Cable lug width, max.	6.8 mm
Bolt diameter	3.5 mm
Screw thread	M3,5

Feed-through terminal block - BT 2,0 - 3281123

Technical data

Connection data

Tightening torque, min	1 Nm
Tightening torque max	1.3 Nm
Connection in acc. with standard	JIS 8207-7-1
Cable lug connection according to standard	JIS 8207-7-1
Min. cross section for cable lug connection	0.5 mm ²
Max. cross section for cable lug connection	2 mm ²
Hole diameter, min.	3.7 mm
Cable lug width, max.	6.8 mm
Bolt diameter	3.5 mm
Screw thread	M3,5
Tightening torque, min	1 Nm
Tightening torque max	1.3 Nm

Ambient conditions

Operating temperature	-60 °C ... 85 °C
Ambient temperature (storage/transport)	-25 °C ... 55 °C (for a short time, not exceeding 24 h, -60 °C to +70 °C)
Permissible humidity (storage/transport)	30 % ... 70 %
Ambient temperature (assembly)	-5 °C ... 70 °C
Ambient temperature (actuation)	-5 °C ... 70 °C

Standards and Regulations

Connection in acc. with standard	IEC 60947-7-1
	JIS 8207-7-1
Flammability rating according to UL 94	V0

Environmental Product Compliance

China RoHS	Environmentally friendly use period: unlimited = EFUP-e
	No hazardous substances above threshold values

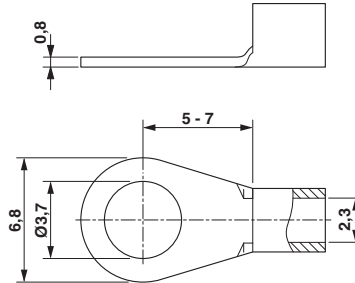
Drawings

Feed-through terminal block - BT 2,0 - 3281123

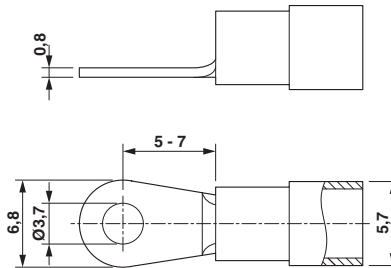
Circuit diagram



Dimensional drawing



Dimensional drawing



Classifications

eCl@ss

eCl@ss 10.0.1	27141120
eCl@ss 11.0	27141120
eCl@ss 4.0	27141100
eCl@ss 4.1	27141100
eCl@ss 5.0	27141100
eCl@ss 5.1	27141100
eCl@ss 6.0	27141100
eCl@ss 7.0	27141120
eCl@ss 9.0	27141120

ETIM

ETIM 2.0	EC000897
ETIM 3.0	EC000897
ETIM 4.0	EC000897
ETIM 6.0	EC000897
ETIM 7.0	EC000897

Feed-through terminal block - BT 2,0 - 3281123

Classifications

UNSPSC

UNSPSC 6.01	30211811
UNSPSC 7.0901	39121410
UNSPSC 11	39121410
UNSPSC 12.01	39121410
UNSPSC 13.2	39121410
UNSPSC 18.0	39121410
UNSPSC 19.0	39121410
UNSPSC 20.0	39121410
UNSPSC 21.0	39121410

Approvals

Approvals


Approvals

DNV GL / CSA / UL Recognized / cUL Recognized / EAC / cULus Recognized

Ex Approvals

Approval details

DNV GL		https://approvalfinder.dnvgl.com/	TAE00001S2
--------	---	---	------------

CSA		http://www.csagroup.org/services-industries/product-listing/	13631
	B	C	
Nominal voltage UN	600 V	600 V	
Nominal current IN	15 A	15 A	
mm ² /AWG/kcmil	26-14	26-14	

Feed-through terminal block - BT 2,0 - 3281123

Approvals

UL Recognized		http://database.ul.com/cgi-bin/XYV/template/LISEXT/1FRAME/index.htm	FILE E 60425
	B	C	
Nominal voltage UN	600 V	600 V	
Nominal current IN	15 A	15 A	
mm ² /AWG/kcmil	26-14	26-14	

cUL Recognized		http://database.ul.com/cgi-bin/XYV/template/LISEXT/1FRAME/index.htm	FILE E 60425
	B	C	
Nominal voltage UN	600 V	600 V	
Nominal current IN	15 A	15 A	
mm ² /AWG/kcmil	26-14	26-14	

EAC		RU C- DE.BL08.B.00541
-----	--	--------------------------

cULus Recognized	
------------------	--