

# Combination type 1/2 protective device - FLT-SEC-P-T1-1C-264/50-FM - 2907387

Please be informed that the data shown in this PDF Document is generated from our Online Catalog. Please find the complete data in the user's documentation. Our General Terms of Use for Downloads are valid (<http://phoenixcontact.com/download>)




Plug-in lightning current arrester, in accordance with Type 1/Class I, for 1-phase power supply networks with combined PE and N installed in one conductor (L1, PEN).

## Your advantages

- ✓ Spark gap has no line follow current
- ✓ Free of leakage current, suitable for use in the pre-meter area
- ✓ High continuous voltage of 264 V AC for 230/400 V AC networks
- ✓ Pluggable
- ✓ Low voltage protection level of 2.5 kV
- ✓ Optical, mechanical status indicator
- ✓ With floating remote indication contact
- ✓ Plugs can be checked with CHECKMASTER 2



## Key Commercial Data

Packing unit	1
GTIN	 4 0 5 5 6 2 6 1 9 6 9 9 2
GTIN	4055626196992
Custom tariff number	85363010

## Technical data

### Dimensions

Height	95.2 mm
Width	35.6 mm

# Combination type 1/2 protective device - FLT-SEC-P-T1-1C-264/50-FM - 2907387

## Technical data

### Dimensions

Depth	74.5 mm (incl. DIN rail 7.5 mm)
Horizontal pitch	2 Div.

### Ambient conditions

Degree of protection	IP20 (only when all terminal points are used)
Ambient temperature (operation)	-40 °C ... 80 °C
Ambient temperature (storage/transport)	-40 °C ... 80 °C
Altitude	≤ 2000 m (amsl (above mean sea level))
Permissible humidity (operation)	5 % ... 95 %
Shock (operation)	30g (Half-sine / 11 ms / 3x ±X, ±Y, ±Z)
Vibration (operation)	5g (5 - 500 Hz/2.5 h/X, Y, Z)

### General

IEC test classification	I / II
	T1 / T2
EN type	T1 / T2
IEC power supply system	TN-C
	TT
Mode of protection	L-PEN
Mounting type	DIN rail: 35 mm
Color	light grey RAL 7035
	traffic grey A RAL 7042
Housing material	PA 6.6-FR 20 % GF
	PBT-FR
Degree of pollution	2
Flammability rating according to UL 94	V-0
Type	DIN rail module, two-section, divisible
Number of positions	1
Surge protection fault message	Optical, remote indicator contact

### Protective circuit

Nominal voltage $U_N$	240 V AC (TN-C)
	240 V AC (TT)
Nominal frequency $f_N$	50 Hz (60 Hz)
Maximum continuous voltage $U_C$	264 V AC
Rated load current $I_L$	125 A (< 55 °C)
Nominal discharge current $I_n$ (8/20) $\mu$ s	50 kA

# Combination type 1/2 protective device - FLT-SEC-P-T1-1C-264/50-FM - 2907387

## Technical data

### Protective circuit

Maximum discharge current $I_{max}$ (8/20) $\mu$ s	100 kA
Impulse discharge current (10/350) $\mu$ s, charge	25 As
Impulse discharge current (10/350) $\mu$ s, specific energy	625 kJ/ $\Omega$
Impulse discharge current (10/350) $\mu$ s, peak value $I_{imp}$	50 kA
Follow current interrupt rating $I_{fi}$	50 kA
Short-circuit current rating $I_{SCCR}$	50 kA
Voltage protection level $U_p$	$\leq 2.5$ kV
Residual voltage $U_{res}$	$\leq 2.5$ kV (at $I_n$ )
Front of wave sparkover voltage at 6 kV (1.2/50) $\mu$ s	$\leq 2.5$ kV
TOV behavior at $U_T$	415 V AC (5 s / withstand mode)
	760 V AC (120 min / withstand mode)
Response time $t_A$	$\leq 100$ ns
Max. backup fuse with V-type through wiring	125 A (gG)
Max. backup fuse with branch wiring	500 A (gG)

### Indicator/remote signaling

Switching function	Changeover contact
Operating voltage	12 V AC ... 250 V AC
	125 V DC (200 mA DC)
Operating current	10 mA AC ... 1 A AC
	1 A DC (30 V DC)
Connection method	Plug-in/screw connection via COMBICON
Screw thread	M2
Tightening torque	0.25 Nm
Stripping length	7 mm
Conductor cross section flexible	0.14 mm <sup>2</sup> ... 1.5 mm <sup>2</sup>
Conductor cross section solid	0.14 mm <sup>2</sup> ... 1.5 mm <sup>2</sup>
Conductor cross section AWG	28 ... 16

### Connection data

Connection method	Screw connection
Screw thread	M5
Tightening torque	4.5 Nm
Stripping length	18 mm
Conductor cross section flexible	2.5 mm <sup>2</sup> ... 35 mm <sup>2</sup>
Conductor cross section solid	2.5 mm <sup>2</sup> ... 35 mm <sup>2</sup>
Conductor cross section AWG	13 ... 2

# Combination type 1/2 protective device - FLT-SEC-P-T1-1C-264/50-FM - 2907387

## Technical data

### Connection data

Connection method	Fork-type cable lug
Conductor cross section flexible	1.5 mm <sup>2</sup> ... 16 mm <sup>2</sup>

### UL specifications

SPD Type	2CA
Maximum continuous operating voltage MCOV	264 V AC
Nom. voltage	240 V AC
Rated load current I <sub>L</sub>	50 A
Mode of protection	L-G
Power distribution system	Single phase
Nominal frequency	50/60 Hz
Voltage protection rating VPR	1500 V
Nominal discharge current I <sub>n</sub>	20 kA
Short-circuit current rating (SCCR)	50 kA

### UL indicator/remote signaling

Operating voltage	125 V AC
Operating current	1 A AC
Tightening torque	4 lb <sub>F</sub> -in.
Conductor cross section AWG	30 ... 14

### UL connection data

Conductor cross section AWG	3 ... 2
Tightening torque	40 lb <sub>F</sub> -in.

### Standards and Regulations

Standards/regulations	IEC 61643-11 2011
	EN 61643-11 2012

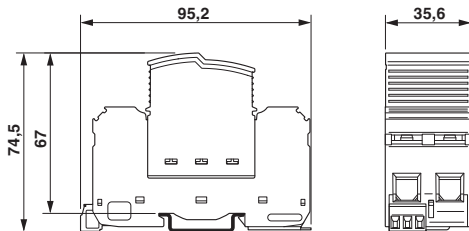
### Environmental Product Compliance

China RoHS	Environmentally Friendly Use Period = 50 years
	For details about hazardous substances go to tab "Downloads", Category "Manufacturer's declaration"

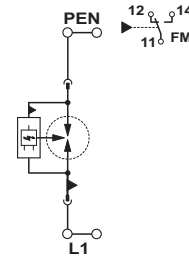
## Drawings

# Combination type 1/2 protective device - FLT-SEC-P-T1-1C-264/50-FM - 2907387

Dimensional drawing



Circuit diagram



## Classifications

### eCl@ss

eCl@ss 10.0.1	27130802
eCl@ss 11.0	27130802
eCl@ss 4.0	27130800
eCl@ss 4.1	27130800
eCl@ss 5.0	27130800
eCl@ss 5.1	27130800
eCl@ss 6.0	27130800
eCl@ss 7.0	27130802
eCl@ss 9.0	27130802

### ETIM

ETIM 4.0	EC000381
ETIM 6.0	EC000381
ETIM 7.0	EC000381

### UNSPSC

UNSPSC 13.2	39121620
UNSPSC 18.0	39121620
UNSPSC 19.0	39121620
UNSPSC 20.0	39121620
UNSPSC 21.0	39121620

## Approvals

### Approvals

### Approvals

EAC / UL Recognized / cUL Recognized / cULus Recognized

# Combination type 1/2 protective device - FLT-SEC-P-T1-1C-264/50-FM - 2907387





## Approvals

---

Ex Approvals

---

### Approval details

EAC			RU C-DE.*09.B.00169
UL Recognized		<a href="http://database.ul.com/cgi-bin/XYV/template/LISEXT/1FRAME/index.htm">http://database.ul.com/cgi-bin/XYV/template/LISEXT/1FRAME/index.htm</a>	FILE E 330181
cUL Recognized		<a href="http://database.ul.com/cgi-bin/XYV/template/LISEXT/1FRAME/index.htm">http://database.ul.com/cgi-bin/XYV/template/LISEXT/1FRAME/index.htm</a>	FILE E 330181
cULus Recognized			

---