

Industrial Ethernet Switch - FL SWITCH 7004-2TC-2GC-EIP - 2702175

Please be informed that the data shown in this PDF Document is generated from our Online Catalog. Please find the complete data in the user's documentation. Our General Terms of Use for Downloads are valid (<http://phoenixcontact.com/download>)




Managed Switch 7000, 4 RJ45 ports 10/100 Mbps, 2 Combo ports 10/100/1000 Mbps, 2 Combo ports 10/100 Mbps, degree of protection: IP20, PROFINET Conformance-Class A, EtherNet/IP™

Your advantages

- Device Level Ring (DLR)
- Common Industrial Protocol (CIP)
- DHCP client, DHCP server (pool-based and port-based), DHCP option 82
- VLANs
- RSTP with fast switch-over
- 40°C ... +70°C ambient temperature
- Slim design
- Web-based management, SNMP



Key Commercial Data

Packing unit	1 pc
GTIN	 4 055626 003665
GTIN	4055626003665
Weight per Piece (excluding packing)	1,140.000 g
Custom tariff number	85176200
Country of origin	Germany

Technical data

Note

Utilization restriction	EMC: class A product, see manufacturer's declaration in the download area
-------------------------	---

Industrial Ethernet Switch - FL SWITCH 7004-2TC-2GC-EIP - 2702175

Technical data

Dimensions

Width	60 mm
Height	130 mm
Depth	135.5 mm

Ambient conditions

Degree of protection	IP20
Ambient temperature (operation)	-40 °C ... 70 °C
Ambient temperature (storage/transport)	-40 °C ... 85 °C
Permissible humidity (operation)	10 % ... 95 % (non-condensing)
Permissible humidity (storage/transport)	10 % ... 95 % (non-condensing)
Air pressure (operation)	86 kPa ... 108 kPa (1500 m above sea level)
Air pressure (storage/transport)	66 kPa ... 108 kPa (3500 m above sea level)

Interfaces

Interface	Ethernet (RJ45)
No. of ports	4 (RJ45 ports)
Note on the connection method	Auto negotiation and autocrossing
Transmission physics	Copper
Transmission speed	10/100 Mbps
Transmission length	100 m (per segment)
Signal LEDs	Data receive, link status
Interface	Ethernet (combo)
No. of ports	2 (Combo ports)
Note on the connection method	Auto negotiation and autocrossing
Transmission physics	Depending on the SFP module
Transmission speed	10/100/1000 Mbps (full duplex)
Transmission length	up to 80 km (Depending on the fiber/SFP module used)
Signal LEDs	Data receive, link status
Interface	Ethernet (combo)
No. of ports	2 (Combo ports)
Connection method	SFP or RJ45 ports
Note on the connection method	Auto negotiation and autocrossing
Transmission physics	Depending on the SFP module
Transmission speed	10/100 Mbps (full duplex)
Transmission length	up to 40 km (Depending on the fiber/SFP module used)
Signal LEDs	Data receive, link status

Function

Basic functions	Store-and-forward switch, complies with IEEE 802.3
-----------------	--

Industrial Ethernet Switch - FL SWITCH 7004-2TC-2GC-EIP - 2702175

Technical data

Function

Configuration memory	max. 8 GByte (SD card)
Management	Web-based management (HTTP/HTTPS)
	SNMPv1/v2/v3
Diagnostic functions	Remanente Event-Table
	RMON History
	N:1-Portmirroring
	LLDP (Link Layer Discovery Protocol)
	SNMP-Traps
	ACD (Address Conflict Detection)
Filter functions	Quality of Service (8 priority classes)
	Port-Priorisierung
	VLAN (up to 32 VLANs)
	IGMP Snooping/Querier (v1/v2)
	Auto-Query-Port
	Extended Multicast Filtering
	Static Multicast Filtering (32 groups)
	Link Aggregation (up to 4 trunks)
Redundancy	DLR (Device Level Ring)
	RSTP (Rapid Spanning Tree Protocol)
	FRD (Fast Ring Detection)
	Large Tree Support
Additional functions	MAC-based Port Security
MAC address table	16k
IP parameterization	DHCP-Client
	DHCP Option 82 (Relay Agent)
	DHCP server (pool-based, port-based)
	BootP
PROFINET device function	Fast Startup
PROFINET conformance class	Conformance-Class A
EtherNet/IP™ supported protocols	Common Industrial Protocol (CIP)
Time synchronization	PTP 1588 (Transparent clock on the DLR ports)
Status and diagnostic indicators	LEDs: US1, US2 (power supply), Fail (alarm contact), 2 LEDs per Ethernet port (Link and switchable Activity/Speed/Duplex) EtherNet/IP™ status LED: Net, Mod
Signal contact control voltage	24 V DC (typical)
Signal contact control current	1 A (maximum)

Network expansion parameters

Industrial Ethernet Switch - FL SWITCH 7004-2TC-2GC-EIP - 2702175

Technical data

Network expansion parameters

Cascading depth	Network, linear, and star structure: any
Maximum conductor length (twisted pair)	100 m

Supply voltage

Supply voltage	24 V DC (redundant)
Residual ripple	3.6 V _{PP} (within the permitted voltage range)
Supply voltage range	12 V DC ... 58 V DC
Typical current consumption	560 mA (at U _S = 24 V DC)
Current consumption	560 mA

General

Mounting type	DIN rail
Type AX	Book type
Net weight	1010 g
Special properties	EtherNet/IP™
MTTF	138.85 Years (SN 29500 standard, temperature 25°C, operating cycle 21%)
	83.9 Years (SN 29500 standard, temperature 40°C, operating cycle 34.25%)
	14.59 Years (SN 29500 standard, temperature 70°C, operating cycle 100%)

Connection data

Connection method	Screw connection
Conductor cross section solid min.	0.2 mm ²
Conductor cross section solid max.	2.5 mm ²
Conductor cross section flexible min.	0.2 mm ²
Conductor cross section flexible max.	2.5 mm ²
Conductor cross section AWG min.	24
Conductor cross section AWG max.	12
Stripping length	7 mm

Standards and Regulations

Electromagnetic compatibility	Conformance with EMC Directive 2004/108/EC
Type of test	Vibration resistance in acc. with EN 60068-2-6/IEC 60068-2-6
Test result	Operation/Storage/Transport: 5g, 150 Hz, Criterion 3
Noise emission	EN 61000-6-4
Noise immunity	EN 61000-6-2:2005
Vibration (storage/transport)	5g, 150 Hz, in acc. with IEC 60068-2-6
Free from substances that could impair the application of coating	Yes

Industrial Ethernet Switch - FL SWITCH 7004-2TC-2GC-EIP - 2702175

Technical data

Standards and Regulations

Vibration (operation)	in acc. with IEC 60068-2-6: 5g, 150 Hz
Noxious gas test	ISA S71.04.2013 G3 Harsh Group A

Environmental Product Compliance

REACH SVHC	Lead 7439-92-1
China RoHS	Environmentally Friendly Use Period = 50 years
	For details about hazardous substances go to tab "Downloads", Category "Manufacturer's declaration"

Classifications

eCl@ss

eCl@ss 10.0.1	19170401
eCl@ss 11.0	19170401
eCl@ss 5.0	19030100
eCl@ss 5.1	19030100
eCl@ss 6.0	19170100
eCl@ss 7.0	19170106
eCl@ss 9.0	19170106

ETIM

ETIM 3.0	EC000734
ETIM 4.0	EC000734
ETIM 6.0	EC000734
ETIM 7.0	EC000734

UNSPSC

UNSPSC 6.01	43172015
UNSPSC 7.0901	43201404
UNSPSC 11	43172015
UNSPSC 12.01	43201410
UNSPSC 13.2	43222612
UNSPSC 18.0	43222612
UNSPSC 19.0	43222612
UNSPSC 20.0	43222612
UNSPSC 21.0	43222612

Industrial Ethernet Switch - FL SWITCH 7004-2TC-2GC-EIP - 2702175

Approvals

Approvals


Approvals


UL Listed / cUL Listed / cULus Listed


Ex Approvals

UL Listed / cUL Listed / cULus Listed

Approval details

UL Listed		http://database.ul.com/cgi-bin/XYV/template/LISEXT/1FRAME/index.htm	FILE E 140324
-----------	---	---	---------------

cUL Listed		http://database.ul.com/cgi-bin/XYV/template/LISEXT/1FRAME/index.htm	FILE E 140324
------------	---	---	---------------

cULus Listed			
--------------	---	--	--
