

## Cable - FLK 14/16/EZ-DR/ 350/S7 - 2293873


Please be informed that the data shown in this PDF Document is generated from our Online Catalog. Please find the complete data in the user's documentation. Our General Terms of Use for Downloads are valid (<http://phoenixcontact.com/download>)



Round cable set; controller: SIMATIC® TOP connect; connection 1: IDC/FLK socket strip (1x 16-position); connection 2: IDC/FLK socket strip (1x 14-position); cable length: 3.5 m



### Key Commercial Data

Packing unit	1 pc
GTIN	 4 017918 125561
GTIN	4017918125561
Weight per Piece (excluding packing)	217.600 g
Custom tariff number	85444290
Country of origin	Germany

### Technical data

#### Ambient conditions

Ambient temperature (operation)	-40 °C ... 70 °C (fixed installation)
	-10 °C ... 70 °C (flexible installation)
Ambient temperature (storage/transport)	-40 °C ... 80 °C
Maximum altitude	≤ 2000 m
Degree of protection	IP00
	≥ IP54 (Installation location)

#### General

Max. permissible operating voltage	25 V AC
	60 V DC
Max. current carrying capacity per path	1 A (50 °C)

## Cable - FLK 14/16/EZ-DR/ 350/S7 - 2293873

### Technical data

#### General

	0.6 A (70°C)
Nominal operating mode	100% operating factor

#### Cable

Length of cable	3.5 m
Type of cable	Round cable set
Single wires, quantity	7
Single wire, material	Cu tin-plated
Single wire, cross section	0.14 mm <sup>2</sup>
Single wire, cross section [AWG]	26
Wire diameter incl. insulation	1 mm ±0.03 mm
External cable diameter	6.4 mm ±0.4 mm
Cable, preassembly	Insulation displacement, IEC 60352-4/DIN EN 60352-4
Shielding	no
Halogen-free cable	No
Smallest bending radius, fixed installation	55 mm
Smallest bending radius, movable installation	104 mm
Bending cycles	5000 (at a radius of ≥ 15x outside diameter)
Cable insulation resistance	≥ 20 MΩ/km (20 °C)
Cable resistance	≤ 145 Ω/km (20 °C)
Outer sheath, material	Semi-rigid PVC
External sheath, color	gray
Flame resistance	IEC 60332-1-2 (raw cable)
	VDE 0842, Part 332-1-2 (raw cable)
	IEC 60332-3-22 (raw cable)
	UL VW-1
	CSA FT-1
Resistance to oil	can withstand occasional splashes (raw cable)
Gasoline resistance	can withstand occasional splashes (raw cable)

#### Connection data

Connection name	Field level
Connection in acc. with standard	IEC 60603-13
Connection method	IDC/FLK socket strip
Number of connections	1
Number of positions	14
Insertion/withdrawal cycles	> 50
Pitch	2.54 mm

## Cable - FLK 14/16/EZ-DR/ 350/S7 - 2293873

### Technical data

#### Connection data 2

Connection name	Controller level
Connection in acc. with standard	IEC 60603-13
Connection method	IDC/FLK socket strip
Number of connections	1
Number of positions	16
Insertion/withdrawal cycles	> 50
Pitch	2.54 mm

#### Standards and Regulations

Flame resistance	IEC 60332-1-2 (raw cable)
	VDE 0842, Part 332-1-2 (raw cable)
	IEC 60332-3-22 (raw cable)
	UL VW-1
	CSA FT-1
Resistance to oil	can withstand occasional splashes (raw cable)
Gasoline resistance	can withstand occasional splashes (raw cable)
Connection in acc. with standard	CUL
Designation	Air clearances and creepage distances
Standards/regulations	DIN EN 50178
Rated insulation voltage	63 V
Rated surge voltage	0.6 kV
Insulation	Functional insulation
Pollution degree	2
Overvoltage category	II

#### Supported controller

Controller	SIEMENS TOP connect
------------	---------------------

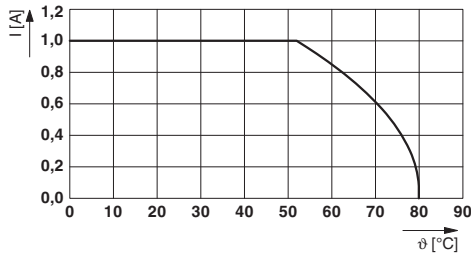
#### Environmental Product Compliance

China RoHS	Environmentally friendly use period: unlimited = EFUP-e
	No hazardous substances above threshold values

### Drawings

# Cable - FLK 14/16/EZ-DR/ 350/S7 - 2293873

Diagram



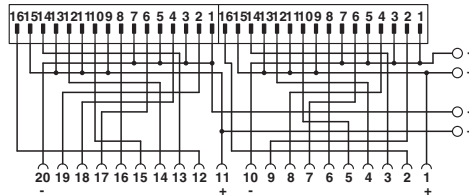
Maximum permissible current per path in uncoiled state

Connection diagram

14-pos. Socket strip PIN	16-pos. Socket strip PIN	Wire color
1	16	Black
2	14	Brown
3	12	Red
4	10	Orange
5	8	Yellow
6	6	Green
7	4	Blue
8	2	Violet
9	9	Gray
10	1	White
11	11	White-black
12	3	White-brown
13	13	White-red
14	5	White-orange
	7	-
	15	-

Pin assignment and color code

Circuit diagram



## Classifications

eCl@ss

eCl@ss 10.0.1	27242220
eCl@ss 11.0	27242220
eCl@ss 4.0	27060300
eCl@ss 4.1	27060300
eCl@ss 5.0	27242200
eCl@ss 5.1	27242200
eCl@ss 6.0	27249200
eCl@ss 7.0	27249205
eCl@ss 9.0	27242220

ETIM

ETIM 2.0	EC000237
ETIM 3.0	EC000237

# Cable - FLK 14/16/EZ-DR/ 350/S7 - 2293873

## Classifications

### ETIM

ETIM 4.0	EC000237
ETIM 6.0	EC000237
ETIM 7.0	EC000237

### UNSPSC

UNSPSC 6.01	26121620
UNSPSC 7.0901	26121620
UNSPSC 11	26121620
UNSPSC 12.01	26121620
UNSPSC 13.2	26121620
UNSPSC 18.0	26121620
UNSPSC 19.0	26121620
UNSPSC 20.0	26121620
UNSPSC 21.0	26121620

## Approvals


### Approvals

Approvals

UL Listed / cUL Listed / EAC / EAC / cULus Listed


Ex Approvals

### Approval details

UL Listed		<a href="http://database.ul.com/cgi-bin/XYV/template/LISEXT/1FRAME/index.htm">http://database.ul.com/cgi-bin/XYV/template/LISEXT/1FRAME/index.htm</a>	FILE E 238705
Nominal voltage UN	125 V		
Nominal current IN	1 A		

# Cable - FLK 14/16/EZ-DR/ 350/S7 - 2293873

## Approvals

cUL Listed		<a href="http://database.ul.com/cgi-bin/XYVV/template/LISEXT/1FRAME/index.htm">http://database.ul.com/cgi-bin/XYVV/template/LISEXT/1FRAME/index.htm</a>	FILE E 238705
Nominal voltage UN		125 V	
Nominal current IN		1 A	

EAC		RU C- DE.A*30.B00767
-----	---	-------------------------

EAC		RU* DE.HB*35.B00385
-----	---	------------------------

cULus Listed	
--------------	---