



Meter enclosure, HxWxD=375x375x225mm, IP65_x

Part no. ZG/I44E-150
Article no. 017897

Delivery program

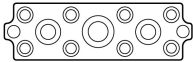
Product range			Ci insulated enclosures
Basic function			Prepared enclosures
Product function			Meter enclosures
Accessories			Meter enclosures Meter rail
Single unit/Complete unit			Complete housing
Degree of Protection			IP65
Description			Metric cable entry knockouts in all sides Fixing straps for wall fixing Sealable cover fasteners
Information about equipment supplied			Meter rail to DIN 43853 including meter fixing screws and nuts
Type cover			Transparent
Width		mm	375
Height		mm	375
Depth		mm	175
Mounting depth:		mm	136

Enclosure depth

Legend for the graphic			Dimensions from top: Meter rail mounting depth Enclosure depth
Enclosure depth		mm	

Notes

E



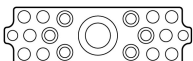
1 x M50/32

2 x M40/25

8 x M25/16

2 x M20

F



1 x M63/40

6 x M25/16

10 x M20

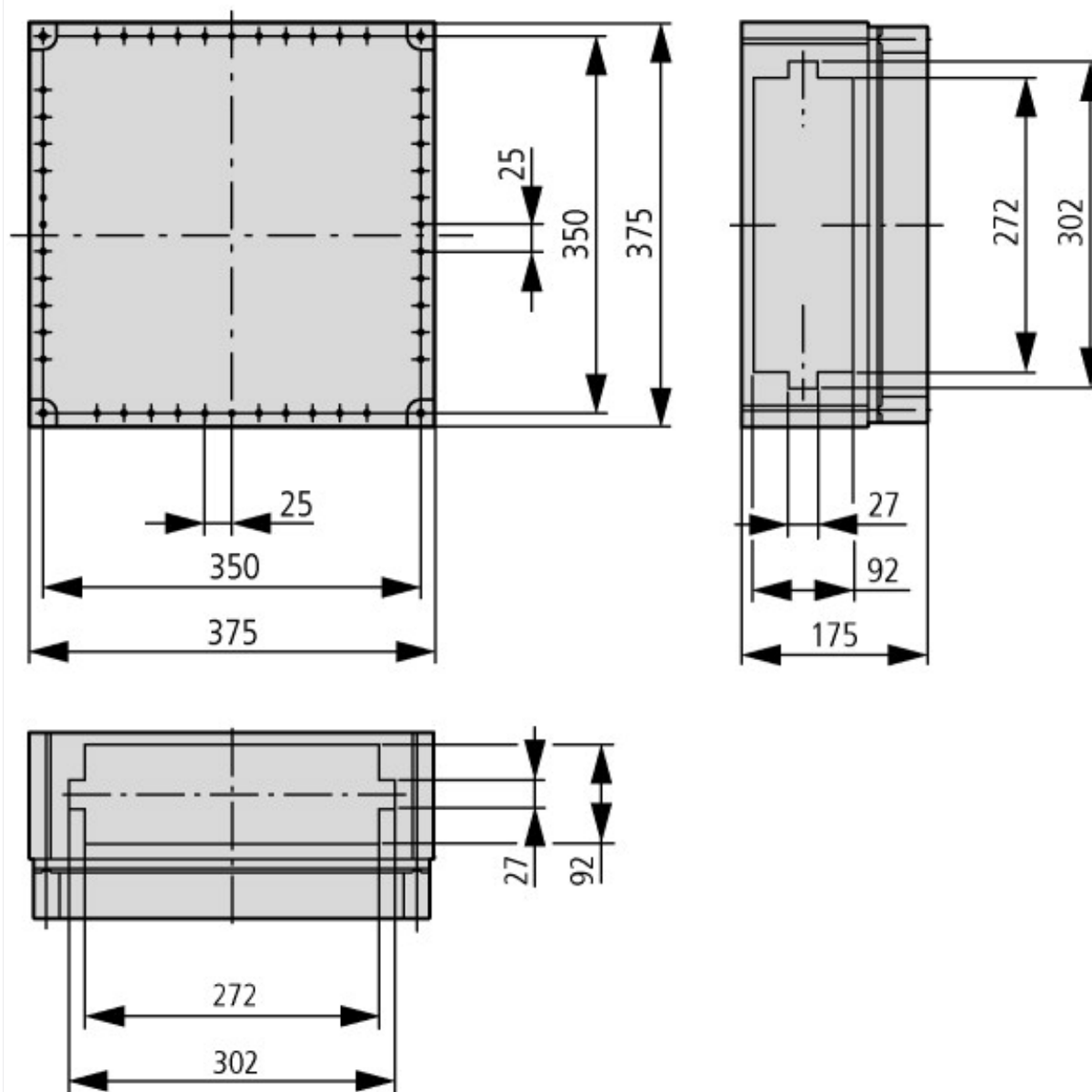
2 x M16

Design verification as per IEC/EN 61439

Technical data for design verification		
--	--	--

Heat dissipation, at an ambient temperature of 35°C, delta T: 20 degrees, calculated as per IEC 60890			
Individual enclosure, free-standing	P _V	CO	30
Starting enclosure, free-standing	P _V	CO	29
Middle enclosure, free-standing	P _V	CO	27
Individual enclosure for wall mounting	P _V	CO	27
Starting enclosure for wall mounting	P _V	CO	26
Middle enclosure for wall mounting	P _V	CO	24
Heat dissipation, at an ambient temperature of 35°C, delta T: 35 degrees, calculated as per IEC 60890			
Individual enclosure, free-standing	P _V	CO	61
Starting enclosure, free-standing	P _V	CO	58
Middle enclosure, free-standing	P _V	CO	55
Individual enclosure for wall mounting	P _V	CO	54
Starting enclosure for wall mounting	P _V	CO	51
Middle enclosure for wall mounting	P _V	CO	48
IEC/EN 61439 design verification			
10.2 Strength of materials and parts			
10.2.2 Corrosion resistance			Meets the product standard's requirements.
10.2.3.1 Verification of thermal stability of enclosures			Meets the product standard's requirements.
10.2.3.2 Verification of resistance of insulating materials to normal heat			Meets the product standard's requirements.
10.2.3.3 Verification of resistance of insulating materials to abnormal heat and fire due to internal electric effects			Lower part: 960 °C / cover: 850 °C; meets the product standard's requirements.
10.2.4 Resistance to ultra-violet (UV) radiation			Not relevant to indoor installations.
10.2.5 Lifting			20 kg per enclosure with support frame and lifting aid met; assembled and secured as per the latest applicable instruction leaflet.
10.2.6 Mechanical impact			IK10
10.2.7 Inscriptions			Meets the product standard's requirements.
10.3 Degree of protection of ASSEMBLIES			IP65
10.4 Clearances and creepage distances			Is the panel builder's responsibility.
10.5 Protection against electric shock			Protection class 2, therefore not applicable.
10.6 Incorporation of switching devices and components			Is the panel builder's responsibility.
10.7 Internal electrical circuits and connections			Is the panel builder's responsibility.
10.8 Connections for external conductors			Is the panel builder's responsibility.
10.9 Insulation properties			
10.9.2 Power-frequency electric strength			U _i = 1000 V AC
10.9.3 Impulse withstand voltage			8 kV
10.9.4 Testing of enclosures made of insulating material			Meets the product standard's requirements.
10.10 Temperature rise			The panel builder is responsible for the temperature rise calculation. Eaton will provide heat dissipation data for the devices.
10.11 Short-circuit rating			Is the panel builder's responsibility.
10.12 Electromagnetic compatibility			Is the panel builder's responsibility.
10.13 Mechanical function			Meets the product standard's requirements.

Dimensions



Additional product information (links)

Manufacturer's Declaration CI-RoHS

ftp://ftp.moeller.net/DOCUMENTATION/PDF/2013-01-31_Ci_RoHS.pdf

Declaration of conformity

ftp://ftp.moeller.net/DOCUMENTATION/PDF/ci_ce.pdf