



Star-delta contactor combination, 30kW/400V/AC3

Part no. SDAINLM55(400V50HZ)
Article no. 101385
Catalog No. XTSD055C10N

Delivery program

Product range			Contactor combinations
Application			Star-delta motor starting for contactor combinations
Accessories			Star-delta combinations SDAINL
Utilization category			NAC-3: Normal AC induction motors: starting, switch off during running
Notes			Also suitable for motors with efficiency class IE3. IE3-ready devices are identified by the logo on their packaging.
Description			Operating frequency: maximum 30 starts per hour

Rated operational current

AC-3			
380 V 400 V	I _e	A	55

Max. rating for three-phase motors, 50 - 60 Hz

AC-3			
220 V 230 V	P	kW	15
380 V 400 V	P	kW	30
500 V	P	kW	37
660 V 690 V	P	kW	30

Max. changeover time		s	20
----------------------	--	---	----


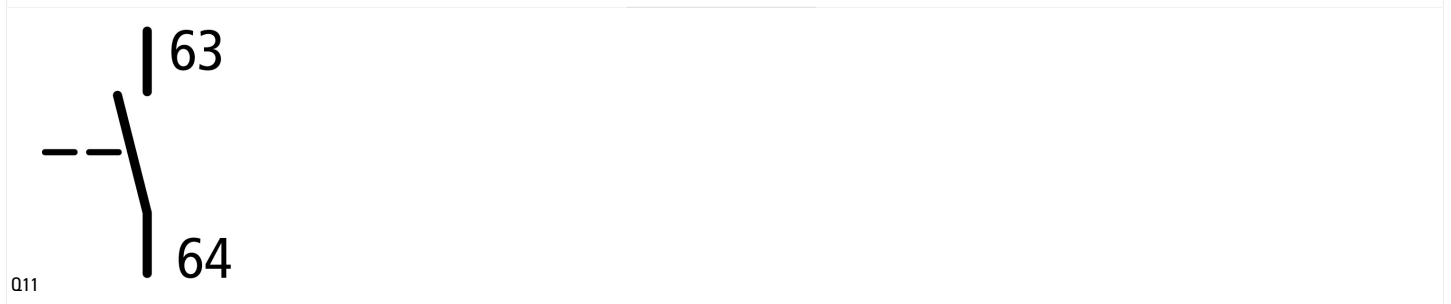
Actuating voltage			400 V 50 Hz
-------------------	--	--	-------------

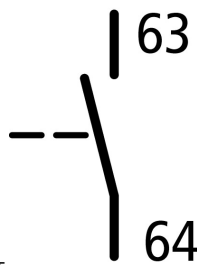
Voltage AC/DC			AC operation
---------------	--	--	--------------

Individual components of the combination

Mains contactor Q11		Part no.	DILM32-10 + DILA-XHI20
Delta contactor Q15		Part no.	DILM32-01 + DILA-XHI20
Star contactor Q13		Part no.	DILM25-01 + DILA-XHI20
Timing relay K1		Part no.	ETR4-51

Spare auxiliary contacts





Q15

Design verification as per IEC/EN 61439

Technical data for design verification			
Rated operational current for specified heat dissipation	I_n	A	55
Heat dissipation per pole, current-dependent	P_{vid}	W	6
Equipment heat dissipation, current-dependent	P_{vid}	W	17.9
Static heat dissipation, non-current-dependent	P_{vs}	W	4.7
Heat dissipation capacity	P_{diss}	W	0
Operating ambient temperature min.		°C	-25
Operating ambient temperature max.		°C	60
IEC/EN 61439 design verification			
10.2 Strength of materials and parts			
10.2.2 Corrosion resistance			
10.2.3.1 Verification of thermal stability of enclosures			
10.2.3.2 Verification of resistance of insulating materials to normal heat			
10.2.3.3 Verification of resistance of insulating materials to abnormal heat and fire due to internal electric effects			
10.2.4 Resistance to ultra-violet (UV) radiation			
10.2.5 Lifting			
10.2.6 Mechanical impact			
10.2.7 Inscriptions			
10.3 Degree of protection of ASSEMBLIES			
10.4 Clearances and creepage distances			
10.5 Protection against electric shock			
10.6 Incorporation of switching devices and components			
10.7 Internal electrical circuits and connections			
10.8 Connections for external conductors			
10.9 Insulation properties			
10.9.2 Power-frequency electric strength			
10.9.3 Impulse withstand voltage			
10.9.4 Testing of enclosures made of insulating material			
10.10 Temperature rise			
10.11 Short-circuit rating			
10.12 Electromagnetic compatibility			
10.13 Mechanical function			

Technical data ETIM 6.0

Low-voltage industrial components (EG000017) / Combination of contactors (EC000010)			
Electric engineering, automation, process control engineering / Low-voltage switch technology / Contactor (LV) / Combination of contactor (ecl@ss8.1-27-37-10-09 [AGZ572011])			
Function			Star-delta contactor
Rated control supply voltage U_s at AC 50HZ		V	400 - 400
Rated control supply voltage U_s at AC 60HZ		V	0 - 0
Rated control supply voltage U_s at DC		V	0 - 0
Voltage type for actuating			AC
Rated operation current I_e at AC-3, 400 V		A	55

Rated operation power at AC-3, 400 V

kW 30

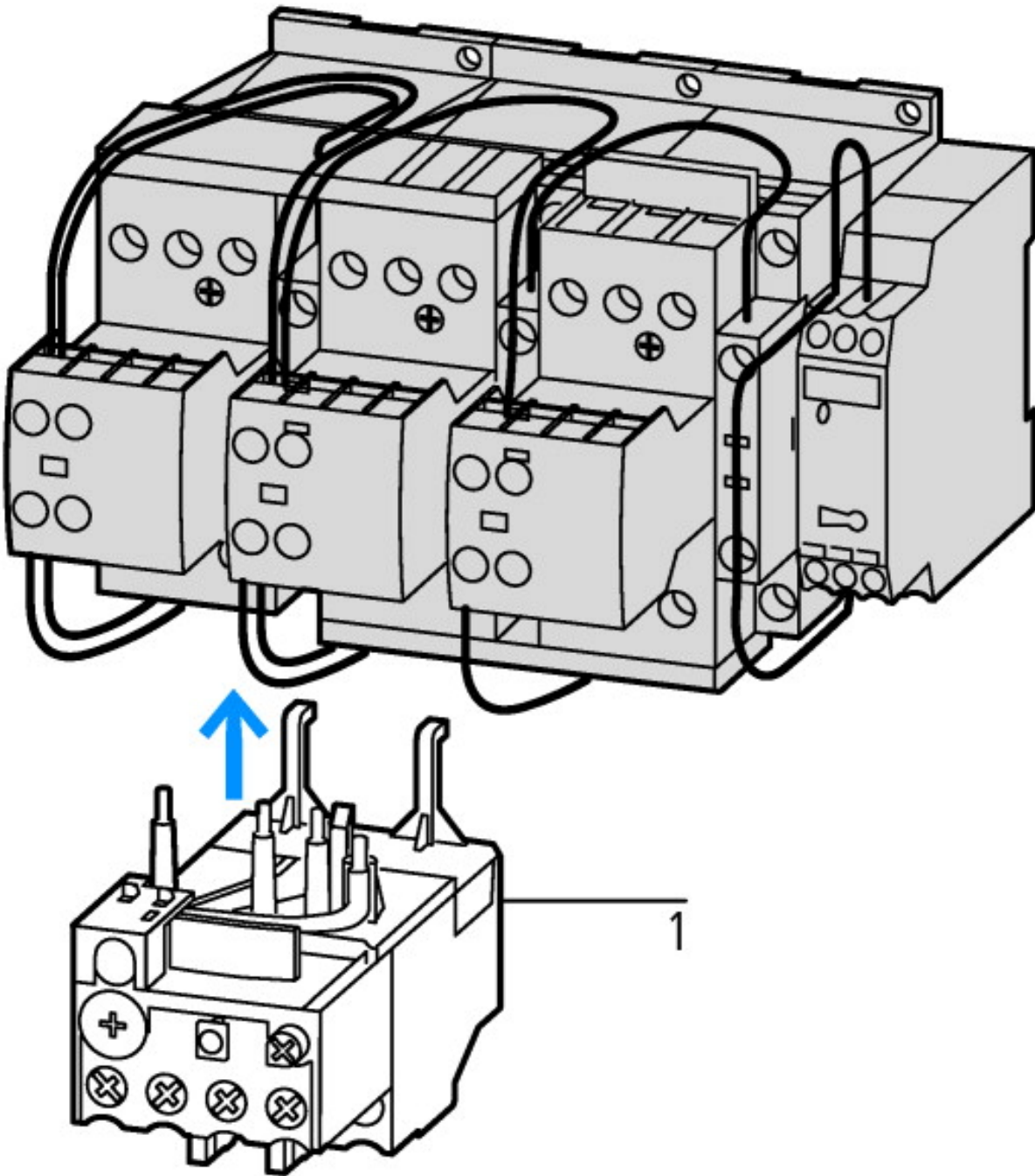
Type of electrical connection of main circuit

Screw connection

Degree of protection (IP)

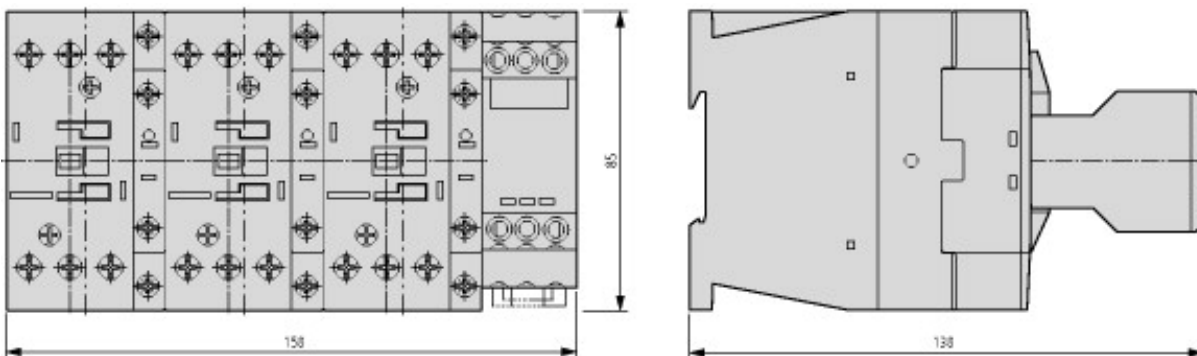
IP00

Characteristics



1: Overload relay

Dimensions



Basic unit with auxiliary contact module

Additional product information (links)

IL03407030Z (AWA2100-2139) Wiring for contactor combinations

IL03407030Z (AWA2100-2139) Wiring for
contactor combinations

ftp://ftp.moeller.net/DOCUMENTATION/AWA_INSTRUCTIONS/IL03407030Z2011_07.pdf