



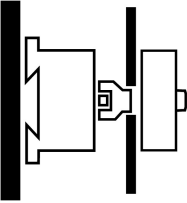
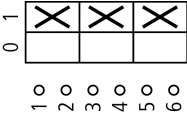


Switch-disconnector-fuse, 3 pole, 160 A, rear mounting, NH00

Part no.
Article no.

QSA160N1-00/3
1318033

Delivery program

Product range			Fuse-switch-disconnector Main switch maintenance switch
Part group reference			QSA
Stop Function			optional
Notes			Suitable for DIN fuse-links (blade contacts type)
Information about equipment supplied			Auxiliary contact or neutral conductor fitted by user.
Number of poles			3 pole
Auxiliary contacts			
		N/O	0
		N/C	0
Degree of Protection			IP00 IP20 with terminal cover
Design			rear mounting 
Contact sequence			
Rated uninterrupted current	I_u	A	160
Fuse cartridge		Size	NH00

Technical data

General

Standards			IEC/EN 60947, VDE 0660, IEC/EN 60204, Switch-disconnector according to IEC/EN 60947-3
Certifications			CE, RoHs
Overvoltage category/pollution degree			III/3
Mounting position			As required
Protection against direct contact when actuated from front (EN 50274)			Finger and back-of-hand proof

Contacts

Mechanical variables			
Number of poles			3 pole
Auxiliary contacts			
		N/O	0
		N/C	0
Electrical characteristics			
Rated uninterrupted current	I_u	A	160
Note on rated uninterrupted current I_u			Rated uninterrupted current I_u is specified for max. cross-section.

Design verification as per IEC/EN 61439

Technical data for design verification		
--	--	--

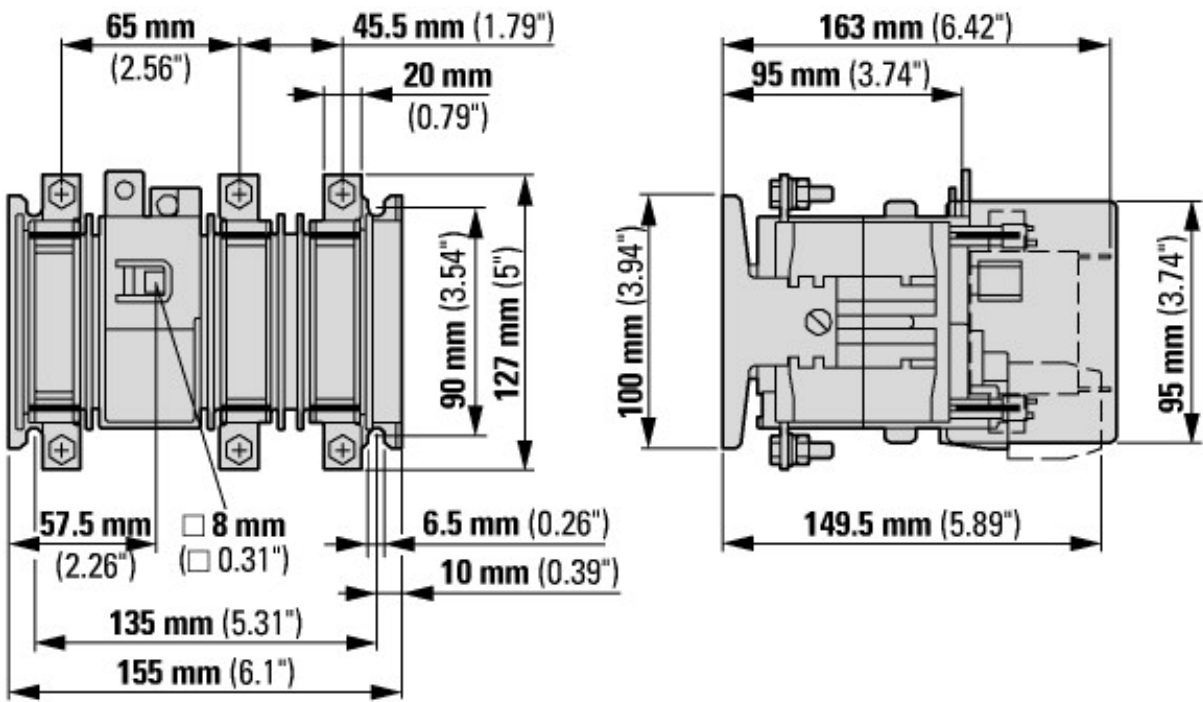
Rated operational current for specified heat dissipation	I _n	A	160
Heat dissipation per pole, current-dependent	P _{vid}	W	10
Equipment heat dissipation, current-dependent	P _{vid}	W	0
Static heat dissipation, non-current-dependent	P _{vs}	W	0
Heat dissipation capacity	P _{diss}	W	0
IEC/EN 61439 design verification			
10.2 Strength of materials and parts			
10.2.2 Corrosion resistance			Meets the product standard's requirements.
10.2.3.1 Verification of thermal stability of enclosures			Meets the product standard's requirements.
10.2.3.2 Verification of resistance of insulating materials to normal heat			Meets the product standard's requirements.
10.2.3.3 Verification of resistance of insulating materials to abnormal heat and fire due to internal electric effects			Meets the product standard's requirements.
10.2.4 Resistance to ultra-violet (UV) radiation			Meets the product standard's requirements.
10.2.5 Lifting			Does not apply, since the entire switchgear needs to be evaluated.
10.2.6 Mechanical impact			Does not apply, since the entire switchgear needs to be evaluated.
10.2.7 Inscriptions			Meets the product standard's requirements.
10.3 Degree of protection of ASSEMBLIES			Does not apply, since the entire switchgear needs to be evaluated.
10.4 Clearances and creepage distances			Meets the product standard's requirements.
10.5 Protection against electric shock			Does not apply, since the entire switchgear needs to be evaluated.
10.6 Incorporation of switching devices and components			Does not apply, since the entire switchgear needs to be evaluated.
10.7 Internal electrical circuits and connections			Is the panel builder's responsibility.
10.8 Connections for external conductors			Is the panel builder's responsibility.
10.9 Insulation properties			
10.9.2 Power-frequency electric strength			Is the panel builder's responsibility.
10.9.3 Impulse withstand voltage			Is the panel builder's responsibility.
10.9.4 Testing of enclosures made of insulating material			Is the panel builder's responsibility.
10.10 Temperature rise			The panel builder is responsible for the temperature rise calculation. Eaton will provide heat dissipation data for the devices.
10.11 Short-circuit rating			Is the panel builder's responsibility. The specifications for the switchgear must be observed.
10.12 Electromagnetic compatibility			Is the panel builder's responsibility. The specifications for the switchgear must be observed.
10.13 Mechanical function			The device meets the requirements, provided the information in the instruction leaflet (IL) is observed.

Technical data ETIM 6.0

Low-voltage industrial components (EG000017) / Fuse switch disconnecter (EC001040)			
Electric engineering, automation, process control engineering / Low-voltage switch technology / Off-load switch, circuit breaker, control switch / Fuse switch disconnecter (ecI@ss8.1-27-37-14-01 [AKF058010])			
Version as main switch			Yes
Version as safety switch			No
Max. rated operation voltage U _e AC		V	690
Rated permanent current I _u		A	160
Rated operation power at AC-23, 400 V		kW	90
Conditioned rated short-circuit current I _q		kA	50
Rated short-time withstand current I _{cw}		kA	0
Suitable for fuses			NH00
Number of poles			3
With error protection			No
Type of electrical connection of main circuit			Screw connection
Suitable for ground mounting			Yes
Suitable for front mounting 4-hole			No
Suitable for busbar mounting			No
Type of control element			-
Position control element			Front side
Motor drive optional			No
Motor drive integrated			No

Version as emergency stop installation	No
Degree of protection (IP), front side	IP00

Dimensions



Additional product information (links)

IL008011ZU Safety switch-disconnector	
IL008011ZU Safety switch-disconnector	http://ftp.moeller.net/DOCUMENTATION/AWA_INSTRUCTIONS/IL008011ZU2015_09.pdf