




Button plate, raised black, I

Part no. **M22-XDH-S-X1**
 Article no. **218211**
 Catalog No. **M22-XDH-S-X1Q**

Delivery program

Product range		Accessories
Basic function accessories		Button plates for pushbutton actuators
Single unit/Complete unit		Single unit
Description		 5 characters: letter height 5 mm  > 5 characters: letter height 3 mm
Design		Extended
Name		START
Selection to		Symbol
For use with		M22(S)-D-X M22(S)-DR-X M22-DG-X M30C-FD-X M30C-FDR-X
Colour, symbol		
		
Connection to SmartWire-DT		no

Technical data

General

Ambient temperature			
Open		°C	-25 - +70

Design verification as per IEC/EN 61439

Technical data for design verification			
Rated operational current for specified heat dissipation	I_n	A	0
Heat dissipation per pole, current-dependent	P_{vid}	W	0
Equipment heat dissipation, current-dependent	P_{vid}	W	0
Static heat dissipation, non-current-dependent	P_{vs}	W	0
Heat dissipation capacity	P_{diss}	W	0
Operating ambient temperature min.		°C	-25
Operating ambient temperature max.		°C	70
IEC/EN 61439 design verification			
10.2 Strength of materials and parts			
10.2.2 Corrosion resistance			Meets the product standard's requirements.
10.2.3.1 Verification of thermal stability of enclosures			Meets the product standard's requirements.
10.2.3.2 Verification of resistance of insulating materials to normal heat			Meets the product standard's requirements.
10.2.3.3 Verification of resistance of insulating materials to abnormal heat and fire due to internal electric effects			Meets the product standard's requirements.
10.2.4 Resistance to ultra-violet (UV) radiation			Please enquire
10.2.5 Lifting			Does not apply, since the entire switchgear needs to be evaluated.
10.2.6 Mechanical impact			Does not apply, since the entire switchgear needs to be evaluated.
10.2.7 Inscriptions			Meets the product standard's requirements.
10.3 Degree of protection of ASSEMBLIES			Does not apply, since the entire switchgear needs to be evaluated.
10.4 Clearances and creepage distances			Meets the product standard's requirements.
10.5 Protection against electric shock			Does not apply, since the entire switchgear needs to be evaluated.

10.6 Incorporation of switching devices and components		Does not apply, since the entire switchgear needs to be evaluated.
10.7 Internal electrical circuits and connections		Is the panel builder's responsibility.
10.8 Connections for external conductors		Is the panel builder's responsibility.
10.9 Insulation properties		
10.9.2 Power-frequency electric strength		Is the panel builder's responsibility.
10.9.3 Impulse withstand voltage		Is the panel builder's responsibility.
10.9.4 Testing of enclosures made of insulating material		Is the panel builder's responsibility.
10.10 Temperature rise		Not applicable.
10.11 Short-circuit rating		Is the panel builder's responsibility. The specifications for the switchgear must be observed.
10.12 Electromagnetic compatibility		Is the panel builder's responsibility. The specifications for the switchgear must be observed.
10.13 Mechanical function		The device meets the requirements, provided the information in the instruction leaflet (IL) is observed.

Technical data ETIM 6.0

Low-voltage industrial components (EG000017) / Legend plate for control circuit devices (EC000621)		
Electric engineering, automation, process control engineering / Low-voltage switch technology / Command and alarm device / Button plate for command and alarm devices (ec1@ss8.1-27-37-12-24 [AKF042011])		
Shape		Round
Construction type		High
Colour		Black
Imprint		-
Imprint ISO symbols		Symbol " I "
Engraveable		No
Programme diameter	mm	22
Width	mm	0
Height	mm	0
Outer diameter	mm	22
Suitable for push button		Yes
Suitable for illuminated push buttons		No
Suitable for indicator light		No
Mushroom head push button		No
Suitable for signalling lamp		No
Suitable for selector switch		No

Approvals

North America Certification		UL/CSA certification not required
-----------------------------	--	-----------------------------------

Additional product information (links)

IL04716002Z (AWA1160-1745) RMQ-Titan System		
IL04716002Z (AWA1160-1745) RMQ-Titan System		ftp://ftp.moeller.net/DOCUMENTATION/AWA_INSTRUCTIONS/IL04716002Z2016_09.pdf