




Indicator light, raised, white

Part no. M22-LH-W
Article no. 216778
Catalog No. M22-LH-WQ

Delivery program

| | | | |
|---|---|--|--|
| Product range | | | RMQ-Titan |
| Basic function | | | Indicator lights |
| Single unit/Complete unit | | | Single unit |
| Design | | | Extended, conical |
| Colour | | | |
| Lens | | | white |
| Lens | | |  |
| Degree of Protection | | | IP67, IP69K |
| Connection to SmartWire-DT | | | Yes, with SWD-RMQ connections |
| Actuator travel and actuation force as per DIN EN 60947-5-1, K.5.4.1 | | | |
| Minimum force for positive opening | N | | 0 |
| Front dimensions | | | 29,7 |

Technical data

General

| | | | |
|-----------------------------|--|-----------------|--|
| Standards | | | IEC/EN 60947 VDE 0660 |
| Climatic proofing | | | Damp heat, constant, to IEC 60068-2-78 Damp heat, cyclic, to IEC 60068-2-30 |
| Ambient temperature | | | |
| Open | | °C | -25 - +70 |
| Mounting position | | | As required |
| Mechanical shock resistance | | g | 30 Shock duration 11 ms Sinusoidal according to IEC 60068-2-27 |
| Terminal capacities | | mm ² | |
| Solid | | mm ² | 0.5 - 1.5 |
| Stranded | | mm ² | 0.5 - 1.5 |

Contacts

| | | | |
|---------------------------------------|------------------|------|-------|
| Rated impulse withstand voltage | U _{imp} | V AC | 4000 |
| Rated insulation voltage | U _i | V | 250 |
| Overvoltage category/pollution degree | | | III/3 |

Design verification as per IEC/EN 61439

| | | | |
|--|-------------------|----|-----|
| Technical data for design verification | | | |
| Rated operational current for specified heat dissipation | I _n | A | 0 |
| Heat dissipation per pole, current-dependent | P _{vid} | W | 0 |
| Equipment heat dissipation, current-dependent | P _{vid} | W | 0 |
| Static heat dissipation, non-current-dependent | P _{vs} | W | 0 |
| Heat dissipation capacity | P _{diss} | W | 0 |
| Operating ambient temperature min. | | °C | -25 |
| Operating ambient temperature max. | | °C | 70 |
| IEC/EN 61439 design verification | | | |
| 10.2 Strength of materials and parts | | | |

| | | | |
|--|--|--|--|
| 10.2.2 Corrosion resistance | | | Meets the product standard's requirements. |
| 10.2.3.1 Verification of thermal stability of enclosures | | | Meets the product standard's requirements. |
| 10.2.3.2 Verification of resistance of insulating materials to normal heat | | | Meets the product standard's requirements. |
| 10.2.3.3 Verification of resistance of insulating materials to abnormal heat and fire due to internal electric effects | | | Meets the product standard's requirements. |
| 10.2.4 Resistance to ultra-violet (UV) radiation | | | Please enquire |
| 10.2.5 Lifting | | | Does not apply, since the entire switchgear needs to be evaluated. |
| 10.2.6 Mechanical impact | | | Does not apply, since the entire switchgear needs to be evaluated. |
| 10.2.7 Inscriptions | | | Meets the product standard's requirements. |
| 10.3 Degree of protection of ASSEMBLIES | | | Does not apply, since the entire switchgear needs to be evaluated. |
| 10.4 Clearances and creepage distances | | | Meets the product standard's requirements. |
| 10.5 Protection against electric shock | | | Does not apply, since the entire switchgear needs to be evaluated. |
| 10.6 Incorporation of switching devices and components | | | Does not apply, since the entire switchgear needs to be evaluated. |
| 10.7 Internal electrical circuits and connections | | | Is the panel builder's responsibility. |
| 10.8 Connections for external conductors | | | Is the panel builder's responsibility. |
| 10.9 Insulation properties | | | |
| 10.9.2 Power-frequency electric strength | | | Is the panel builder's responsibility. |
| 10.9.3 Impulse withstand voltage | | | Is the panel builder's responsibility. |
| 10.9.4 Testing of enclosures made of insulating material | | | Is the panel builder's responsibility. |
| 10.10 Temperature rise | | | Not applicable. |
| 10.11 Short-circuit rating | | | Is the panel builder's responsibility. The specifications for the switchgear must be observed. |
| 10.12 Electromagnetic compatibility | | | Is the panel builder's responsibility. The specifications for the switchgear must be observed. |
| 10.13 Mechanical function | | | The device meets the requirements, provided the information in the instruction leaflet (IL) is observed. |

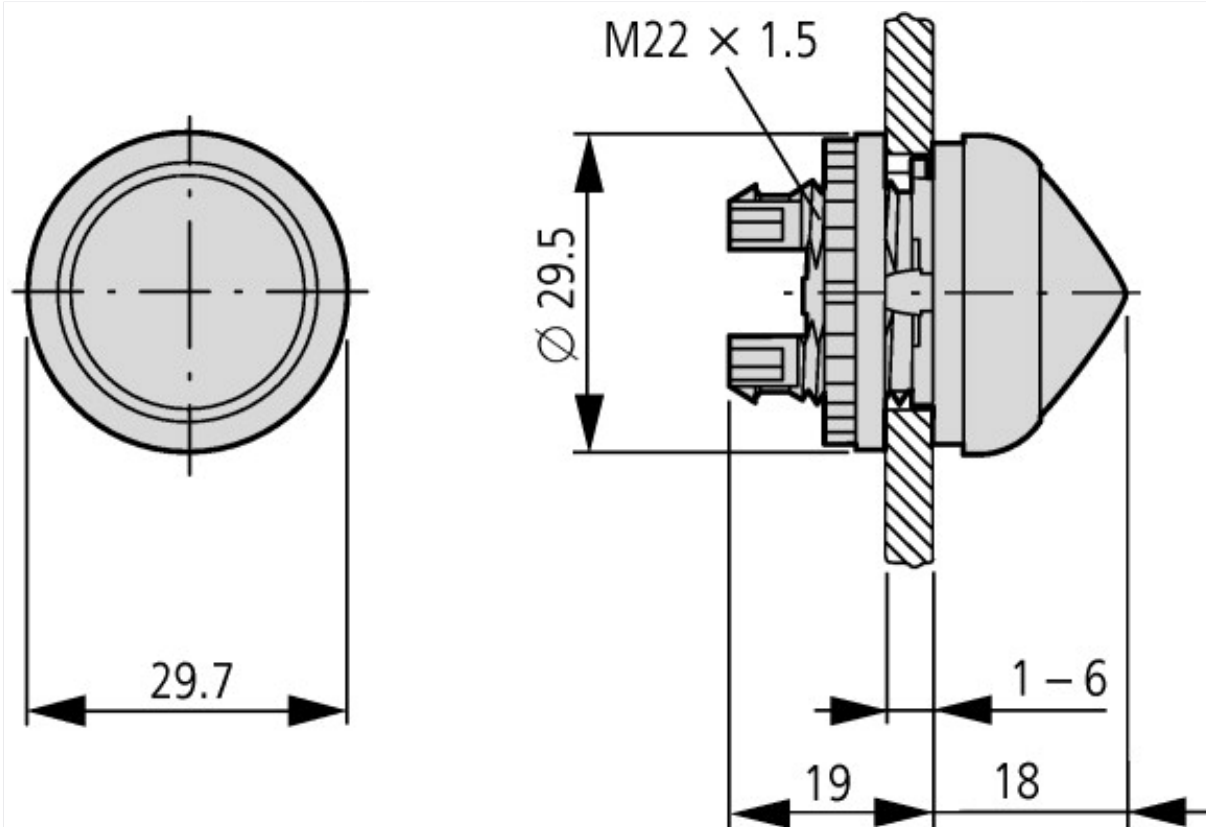
Technical data ETIM 6.0

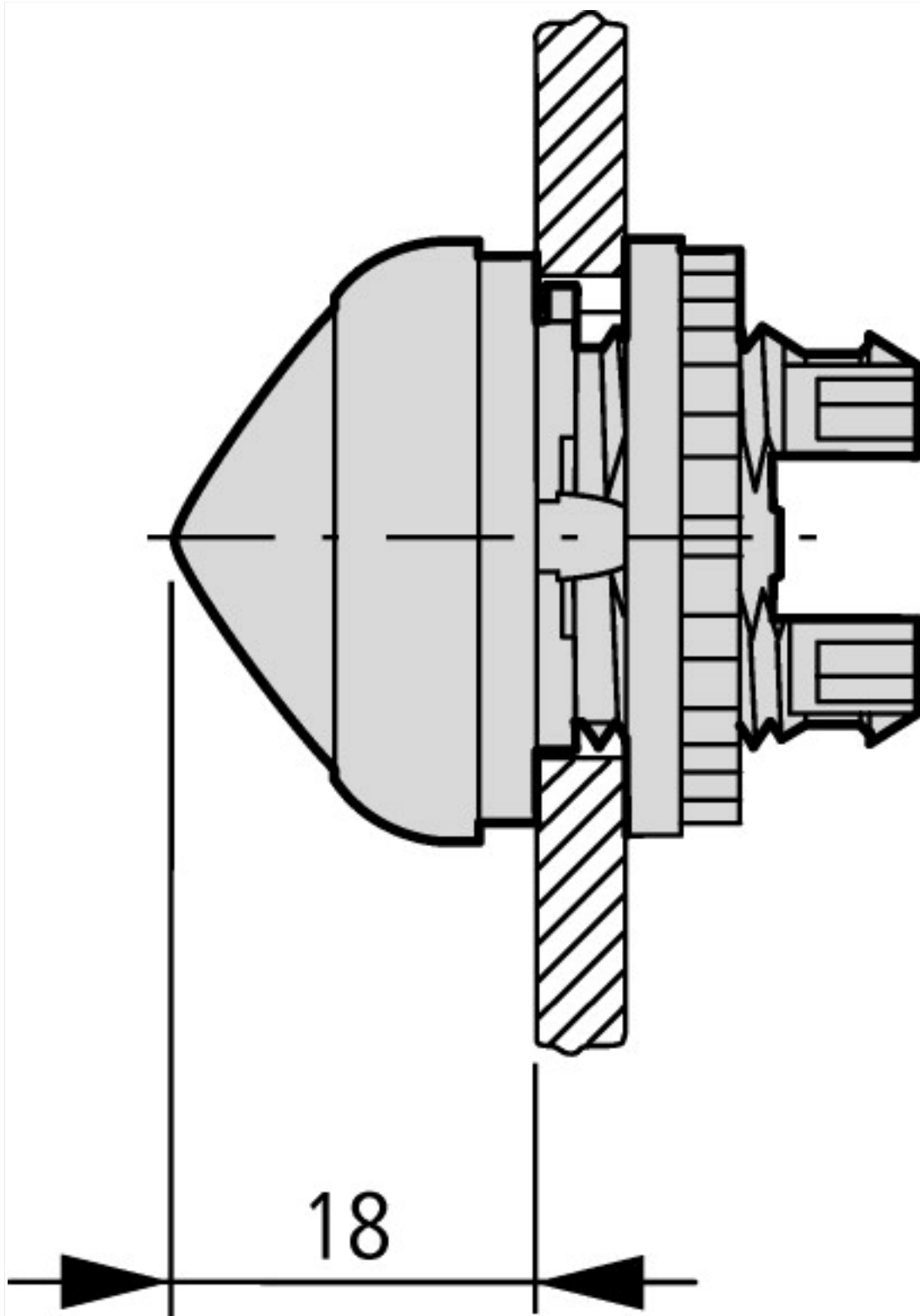
| | | | |
|---|--|----|---------|
| Low-voltage industrial components (EG000017) / Front element for indicator light (EC000223) | | | |
| Electric engineering, automation, process control engineering / Low-voltage switch technology / Command and alarm device / Front element for warning lights (ecI@ss8.1-27-37-12-11 [AKF029011]) | | | |
| Suitable for number of built-in signal lights | | | 1 |
| Colour lens | | | White |
| Construction type lens | | | Round |
| Hole diameter | | mm | 22 |
| Width opening | | mm | 0 |
| Height meter opening | | mm | 0 |
| With front ring | | | Yes |
| Material front ring | | | Plastic |
| Colour front ring | | | Chrome |
| Type of lens | | | High |
| Degree of protection (IP), front side | | | IP67 |

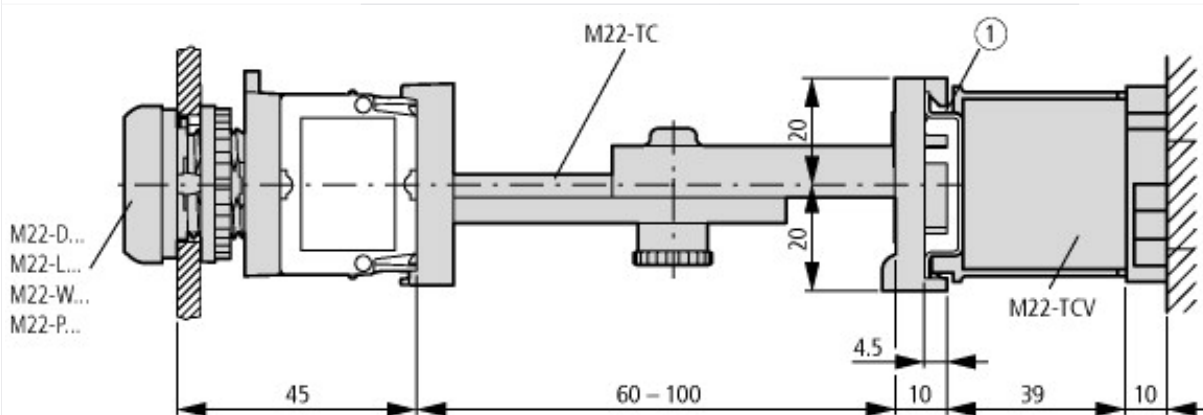
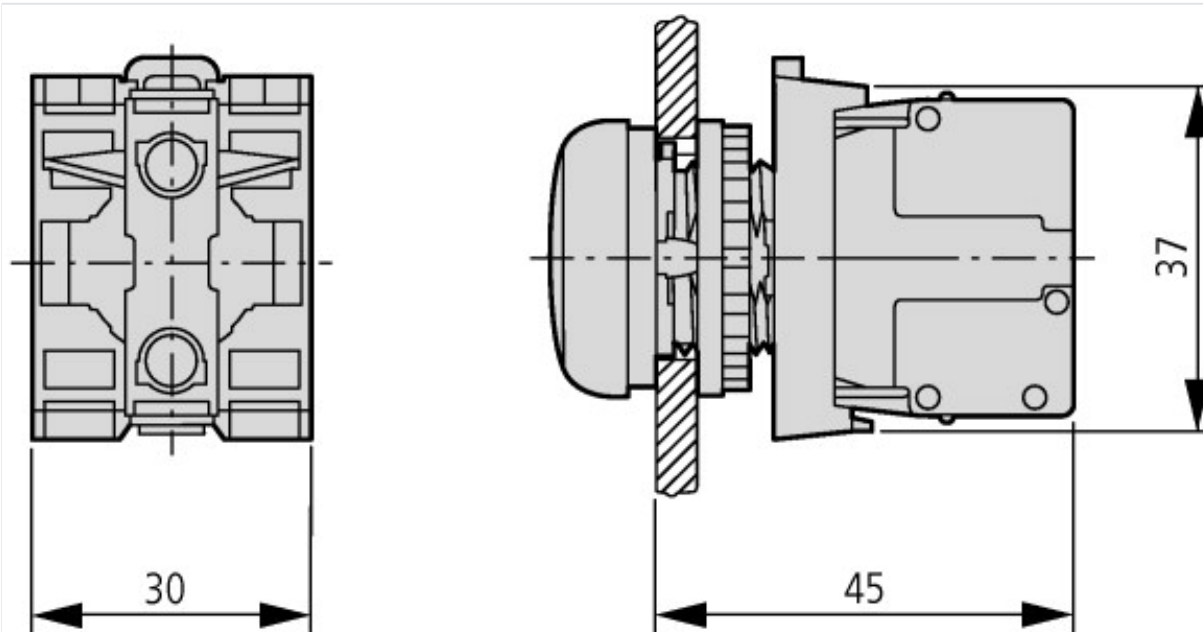
Approvals

| | | | |
|-----------------------------|--|--|--|
| Product Standards | | | IEC/EN 60947-5; UL 508; CSA-C22.2 No. 14-05; CSA-C22.2 No. 94-91; CE marking |
| UL File No. | | | E29184 |
| UL Category Control No. | | | NKCR |
| CSA File No. | | | 012528 |
| CSA Class No. | | | 3211-03 |
| North America Certification | | | UL listed, CSA certified |
| Degree of Protection | | | UL/CSA Type 3R, 4X, 12, 13 |

Dimensions







Pushbuttons and indicator lights with M22-TC telescopic clip and M22-TCV extension

① Top-hat rail to IEC/EN 60715

Additional product information (links)

IL04716002Z (AWA1160-1745) RMQ-Titan System

IL04716002Z (AWA1160-1745) RMQ-Titan System

ftp://ftp.moeller.net/DOCUMENTATION/AWA_INSTRUCTIONS/IL04716002Z2016_09.pdf