












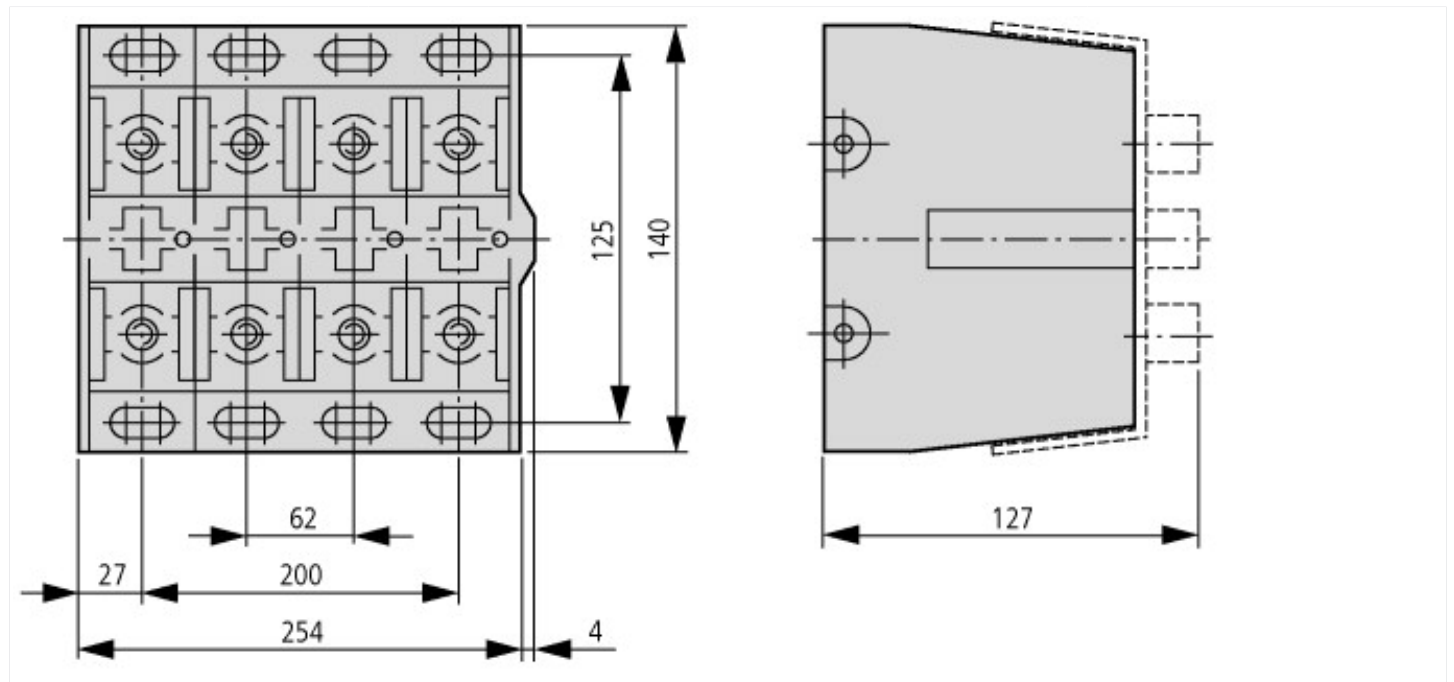
Connection terminal, 630A, 4p, flat/round

Part no. K2X240/4
Article no. 048747

Delivery program

Product range			General switchboard accessories
Product function			Accessories panel building
Accessories			Terminations
Accessories			Terminals, 160 – 1000 A
Rated insulation voltage	U_i	V AC	1000
Description			Including labels for terminal marking U, V, W - X, Y, Z - L1, L2, L3 - T1, T2, T3 - PE, N, PEN,  Relationship of rated operational current → terminal capacity to IEC/EN 60439, VDE 0660 Part 500 or EN 50021 Outer terminal for round or sectoral conductor, other side for Cu strip
Rated operational current	I_e	A	630
Pole			4
Terminal capacity			
Cu/Al cable			
			<ul style="list-style-type: none">  Cu  Round stranded  Sectoral stranded  Round solid  Sectoral solid Al  Round solid  Sectoral solid
			<ul style="list-style-type: none"> 1 x 150 - 300 2 x 50 - 240
Al cable			
			<ul style="list-style-type: none"> Al  Sectoral solid
			<ul style="list-style-type: none"> 1 x 150 - 240 2 x 95 - 185
Copper band		mm	<ul style="list-style-type: none"> 10 x 16 x 0.8 - 11 x 21 x 1
			 copper strip
Copper strip		mm	40 x 15
			 Cu bar
Notes Conversion kits for strip terminal in cable connection available separately Terminal covers available separately			

Dimensions



Additional product information (links)

AWA3400-0609 Connection terminal K 2 x 240/...

AWA3400-0609 Connection terminal K 2 x 240/... ftp://ftp.moeller.net/DOCUMENTATION/AWA_INSTRUCTIONS/06091089.pdf