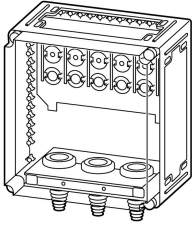
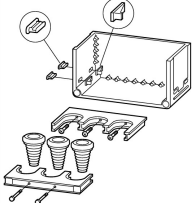
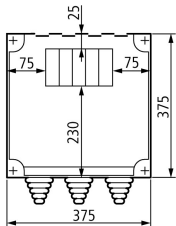


Distribution board terminal enclosure, +terminal block, 4p, 400A

Part no. **K240/4/KST44**
Article no. **044015**

Delivery program

| | | | |
|-----------------------------|-------|-----------------|---|
| | | |  |
| Product view | | |  |
| Dimensions | | mm |  |
| Product range | | | Ci insulated enclosures |
| Basic function | | | Prepared enclosures |
| Product function | | | Distribution board terminal enclosure |
| Accessories | | | Distribution board terminal enclosure |
| Single unit/Complete unit | | | Complete housing |
| Width | | mm | 375 |
| Height | | mm | 375 |
| Depth | | mm | 225 |
| Description | | | <p>Distribution boards with terminals and fitted gland plate</p> <p>External connection for round and sector conductors, internal for Cu band, conversion kits and sector conductors</p> <p>Large area knockouts at top and openings for taking wedge-lock</p> <p>Closed side walls in which large openings can be created by knocking out</p> <p>Mounting of cable connectors in distribution board connection via wedge-lock</p> <p>Stepped cable grommet</p> <p>split gland plate</p> <p>Cables can be inserted from the front</p> <p>KST... enclosure with fitted gland plate</p> <p>retrofitting possible with Ci distribution board enclosures and Ci individual enclosures</p> |
| Degree of Protection | | | IP65 (gland plates at the bottom) |
| Rated uninterrupted current | I_u | A | 400 |
| Pole | | | 4 |
| Stranded | | mm ² | <p>1 x 50...240</p> <p>2 x 25 x 120</p> <p>10 x 16 x 0.8</p> |
| Basic enclosure | | | KST44-200 |
| Mounting system | | | L5-CI43 |
| Devices | | Number | K240/... (4 oder 5) |

Additional product information (links)

| | |
|------------------------------------|---|
| Manufacturer's Declaration CI-RoHS | ftp://ftp.moeller.net/DOCUMENTATION/PDF/2013-01-31_Ci_RoHS.pdf |
| Declaration of conformity | ftp://ftp.moeller.net/DOCUMENTATION/PDF/ci_ce.pdf |

