












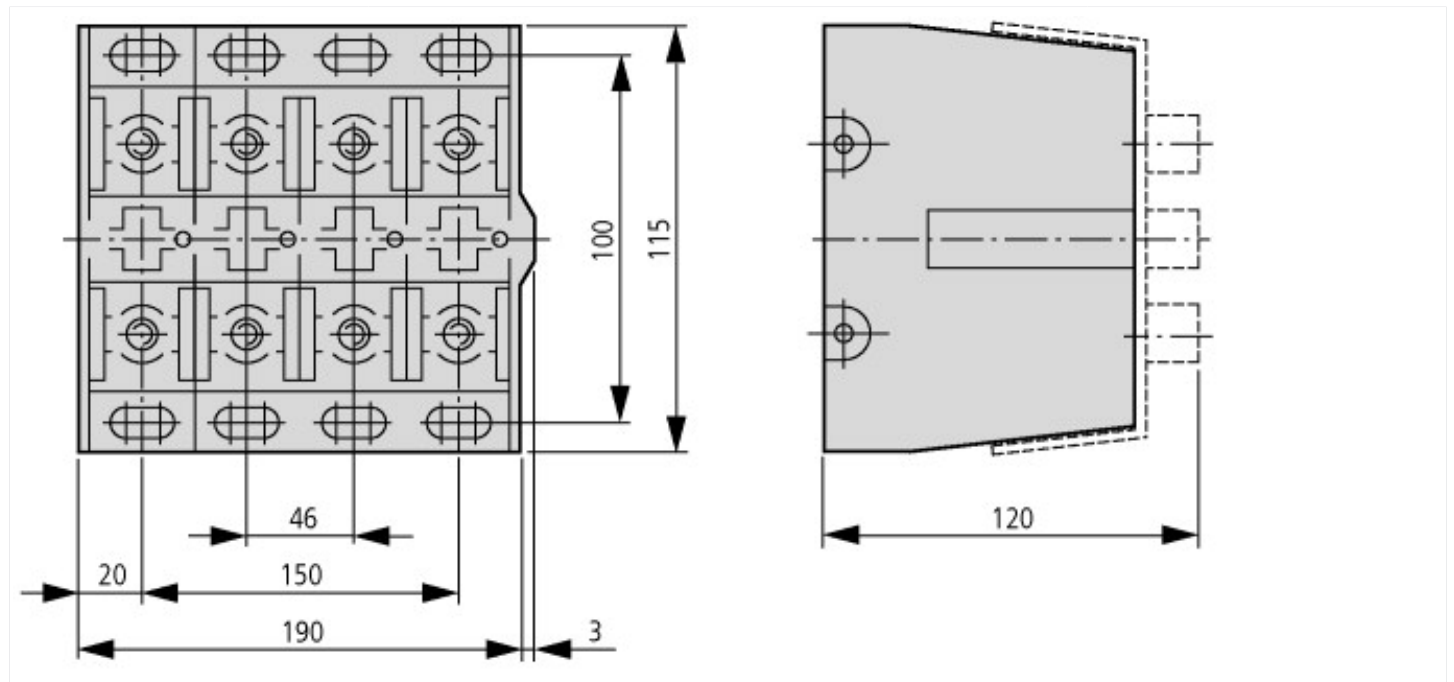
## Connection terminal, 400A, 4p, flat/round

**Part no.** K240/4  
**Article no.** 041628

### Delivery program

Product range			General switchboard accessories
Product function			Accessories panel building
Accessories			Terminations
Accessories			Terminals, 160 – 1000 A
Rated insulation voltage	$U_i$	V AC	1000
Description			Including labels for terminal marking U, V, W - X, Y, Z - L1, L2, L3 - T1, T2, T3 - PE, N, PEN,  Relationship of rated operational current → terminal capacity to IEC/EN 60439, VDE 0660 Part 500 or EN 50021 Outer terminal for round or sectoral conductor, other side for Cu strip
Rated operational current	$I_e$	A	400
Pole			4
<b>Terminal capacity</b>			
Cu/Al cable			
			<ul style="list-style-type: none"> <li> Cu</li> <li> Round stranded</li> <li> Sectoral stranded</li> <li> Round solid</li> <li> Sectoral solid</li> <li>Al</li> <li> Round solid</li> <li> Sectoral solid</li> </ul>
			1 x 50 - 240 2 x 25 - 120
Al cable			
			<ul style="list-style-type: none"> <li>Al</li> <li> Sectoral solid</li> </ul>
			1 x 95 - 185 2 x 50 - 95
Copper band		mm	6 x 16 x 0.8 - 10 x 16 x 0.8
			 copper strip
Copper strip		mm	25 x 15
			 Cu bar
<b>Notes</b> Conversion kits for strip terminal in cable connection available separately Terminal covers available separately			

## Dimensions



## Additional product information (links)

AWA3400-0608 Connection terminal K240/...

AWA3400-0608 Connection terminal K240/... [ftp://ftp.moeller.net/DOCUMENTATION/AWA\\_INSTRUCTIONS/06081089.pdf](ftp://ftp.moeller.net/DOCUMENTATION/AWA_INSTRUCTIONS/06081089.pdf)