











Connection terminal, 400A, 1p, round/round

Part no. K240/1/BR
Article no. 017082

Delivery program

Product range			General switchboard accessories
Product function			Accessories panel building
Accessories			Terminations
Accessories			Terminals, 160 – 1000 A
Rated insulation voltage	U_i	V AC	1000
Description			Including labels for terminal marking U, V, W - X, Y, Z - L1, L2, L3 - T1, T2, T3 - PE, N, PEN,  Relationship of rated operational current → terminal capacity to IEC/EN 60439, VDE 0660 Part 500 or EN 50021 Outer terminal for round or sectoral conductor, other side for Cu strip
Rated operational current	I_e	A	400
Pole			1
Terminal capacity			
Cu/Al cable			
			<ul style="list-style-type: none">  Round stranded  Sectoral stranded  Round solid  Sectoral solid Al  Round solid  Sectoral solid
			1 x 50 - 240 2 x 25 - 120
Al cable			
			<ul style="list-style-type: none"> Al  Sectoral solid
			1 x 95 - 185 2 x 50 - 95
			 copper strip
			 Cu bar
Notes Conversion kits for strip terminal in cable connection available separately Terminal covers available separately			

Additional product information (links)

AWA3400-0608 Connection terminal K240/...

AWA3400-0608 Connection terminal K240/... ftp://ftp.moeller.net/DOCUMENTATION/AWA_INSTRUCTIONS/06081089.pdf