

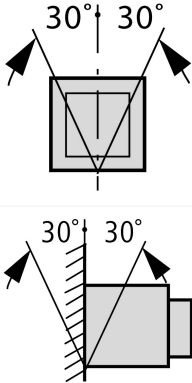


Part no. **IZM32S3-V32F-1100V**
 Article no. **123726**

Delivery program

| | | | |
|--|-----------------------------|---|--|
| Product range | | | Air circuit-breakers/switch-disconnectors |
| Product range | | | Open circuit-breakers for 1100 V AC |
| Current Range | | | 4000 to 6300 A |
| Protective function | | | Selective operation |
| Installation type | | | Fixed |
| Construction size | | | IZM32S |
| Standard/Approval | | | IEC |
| Number of poles | | | 3 pole |
| Degree of Protection | | | IP20, IP55 with protective cover, IP41 with door sealing frame |
| Rated current = rated uninterrupted current | $I_n = I_u$ | A | 3200 |
| Overload release, min. | I_r | A | 1280 |
| Overload release, max. | I_r | A | 3200 |
| Non-delayed | $I_i = I_n \times \dots$ | | 2 - 10, OFF |
|  | | | |
| Delayed | $I_{sd} = I_r \times \dots$ | | 2 - 10 |
|  | | | |
| Notes | | | |
| Including rear connection main terminals and secondary terminal blocks according to ordered breaker options. | | | |

Technical data

| | | | |
|------------------------------|----------|----|--|
| General | | | |
| Standards | | | IEC/EN 60947 |
| Ambient temperature | | | |
| Storage | θ | °C | -25 - +70 (device with LCD-display -20 - +70) |
| Operating (open) | | °C | -25 - +70 (device with LCD-display -20 - +70) |
| Mounting position | | |  |
| Utilization category | | | B |
| Degree of Protection | | | IP20, IP55 with protective cover, IP41 with door sealing frame |
| Direction of incoming supply | | | as required |

Main conducting paths

| | | | |
|---|-------------|------|-------|
| Rated current = rated uninterrupted current | $I_n = I_u$ | A | 3200 |
| Rated uninterrupted current at 50 °C | I_u | A | 3100 |
| Rated uninterrupted current at 60 °C | I_u | A | 2800 |
| Rated uninterrupted current at 70 °C | I_u | A | 2550 |
| Rated impulse withstand voltage | U_{imp} | V AC | 8000 |
| Rated operational voltage | U_e | V AC | 1100 |
| Overvoltage category/pollution degree | | | III/3 |

| | | | |
|---|--------------|----|-------|
| Rated insulation voltage | U_i | V | 1100 |
| Switching capacity | | | |
| Rated short-circuit making capacity | I_{cm} | | |
| up to 440 V 50/60 Hz | I_{cm} | kA | 210 |
| up to 690 V 50/60 Hz | I_{cm} | kA | 210 |
| Rated short-circuit breaking capacity I_{cn} | I_{cn} | | |
| IEC/EN 60947 operating sequence I_{cu} 0-t-CO | | | |
| up to 1100 V 50/60 Hz | I_{cu} | kA | 25 |
| IEC/EN 60947 operating sequence I_{cs} 0-t-CO-t-CO | | | |
| up to 1100 V 50/60 Hz | I_{cs} | kA | 25 |
| Operating times | | | |
| Closing delay via spring release | | ms | 30 |
| Break times | | ms | 40 |
| Total opening delay via shunt release | | ms | 35 |
| Total opening delay via undervoltage release | | ms | 35/70 |
| Total opening delay on non-delayed short-circuit release (up to complete arc quenching) | | ms | 35 |
| Maximum operating frequency | Operations/h | | 60 |
| Heat dissipation at rated current I_n | | | |
| Fixed mounting | | W | 320 |
| Withdrawable units (switch with cassette) | | W | 800 |

Weight

| | | | |
|-----------------------|--|----|-----|
| Fixed mounting | | | |
| 3-pole | | kg | 70 |
| 4-pole | | kg | 89 |
| Withdrawable | | | |
| 3-pole | | kg | 88 |
| 4-pole | | kg | 115 |
| Cassette | | | |
| 3 pole | | kg | 60 |
| 4 pole | | kg | 73 |

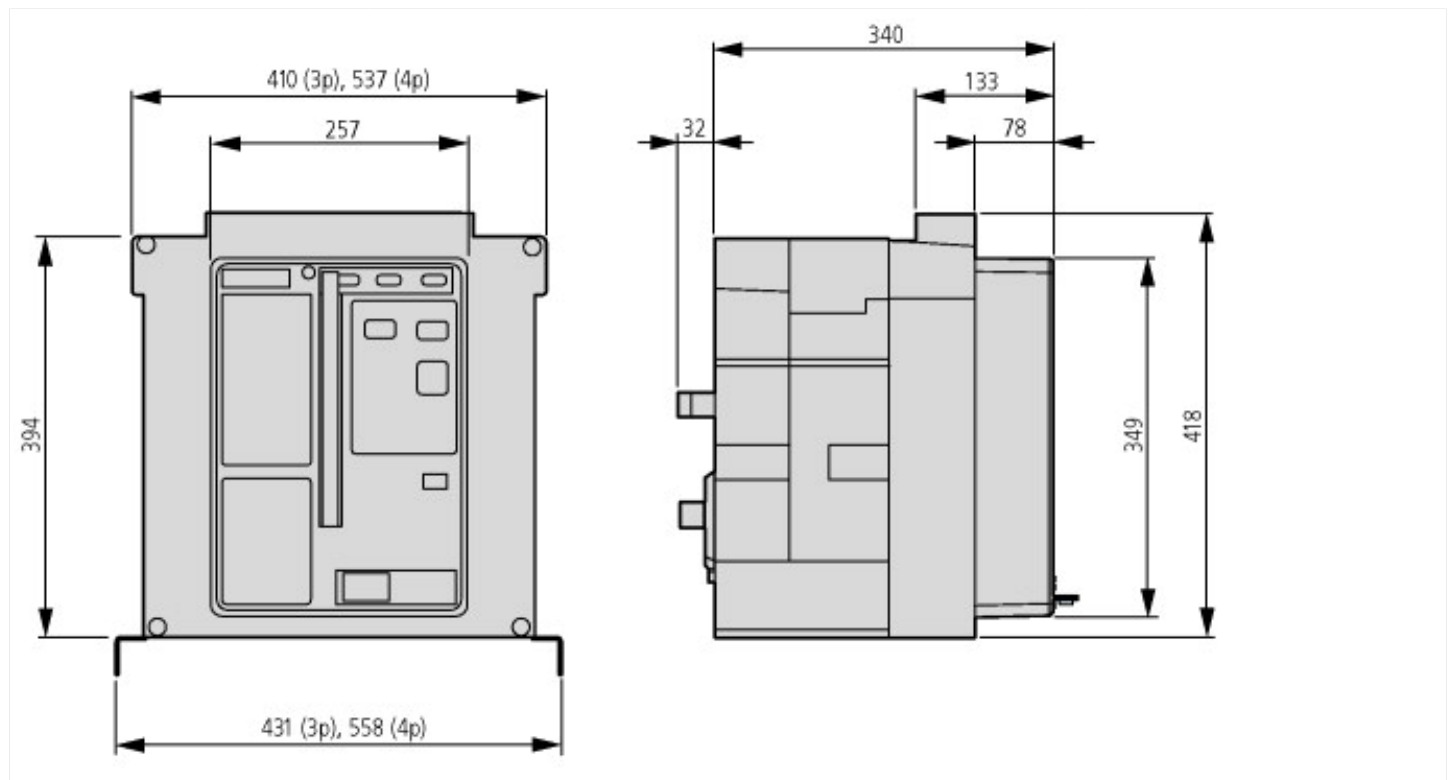
Terminal capacities

| | | | |
|--|--|----|---|
| Copper bar | | | |
| Fixed mounting | | | |
| Black | | mm | 3 x 10 x 100 |
| Withdrawable units | | | |
| Black | | mm | 3 x 10 x 100 |
| | | | Permissible continuous current for circuit-breakers operating in switchboards at various internal ambient temperatures. The switchboard's internal ambient temperature should be estimated using the calculation methods of IEC regulation. |
| Other technical data (sheet catalogue) | | | Tripping characteristics for universal and selective protection Notes - tripping characteristics |

Design verification as per IEC/EN 61439

| | | | |
|---|--|----|-----|
| Technical data for design verification | | | |
| Operating ambient temperature min. | | °C | -25 |
| Operating ambient temperature max. | | °C | 70 |

Dimensions



Additional product information (links)

| | |
|---|---|
| Notes - tripping characteristics | http://ecat.moeller.net/flip-cat/?edition=HPLEN&startpage=18.88 |
| Tripping characteristics for universal and selective protection | http://ecat.moeller.net/flip-cat/?edition=HPLEN&startpage=18.79 |