



Over current switch, 20A, 3p, Z-Char, AC

Part no. FAZ-Z20/3
Article no. 278928
Catalog No. FAZ-Z20/3

Similar to illustration

Delivery program

| | | | |
|---|-------|----|--|
| Basic function | | | Miniature circuit breakers |
| Number of poles | | | 3 pole |
| Tripping characteristic | | | Z |
| Application | | | Switchgear for industrial and advanced commercial applications |
| Rated current | I_n | A | 20 |
| Rated switching capacity acc. to IEC/EN 60947-2 | | kA | 15 |
| Product range | | | FAZ |

Technical data

Electrical

| | | | |
|---|------------|---------|--------------------------------|
| Standards | | | IEC/EN 60947-2 IEC/EN 60898 |
| Rated operational voltage | U_e | V | |
| | U_e | V AC | 230/400 |
| Rated switching capacity acc. to IEC/EN 60947-2 | | V DC | 48 (per pole) |
| | | kA | 15 |
| Operational switching capacity | | kA | 7.5 |
| Characteristic | | | B, C, D |
| Max. back-up fuse | | A gL/gG | 125 |
| Selectivity Class | | | 3 |
| Lifespan | Operations | | > 10000 |
| Direction of incoming supply | | | as required |

Mechanical

| | | | |
|------------------------------|--|-----------------|---|
| Standard front dimension | | mm | 45 |
| Enclosure height | | mm | 80 |
| Terminal protection | | | Finger and back-of-hand proof to BGV A2 |
| Mounting width per pole | | mm | 17.5 |
| Mounting | | | IEC/EN 60715 top-hat rail |
| Degree of Protection | | | IP20, IP40 (when fitted) |
| Terminals top and bottom | | | Twin-purpose terminals |
| Terminal capacities | | mm ² | |
| | | mm ² | 1 x 25 |
| | | mm ² | 2 x 10 |
| Thickness of busbar material | | mm | 0.8 ... 2 |
| Mounting position | | | As required |

Design verification as per IEC/EN 61439

| | | | |
|---|------------|----|------|
| Technical data for design verification | | | |
| Rated operational current for specified heat dissipation | I_n | A | 20 |
| Heat dissipation per pole, current-dependent | P_{vid} | W | 0 |
| Equipment heat dissipation, current-dependent | P_{vid} | W | 13.1 |
| Static heat dissipation, non-current-dependent | P_{vs} | W | 0 |
| Heat dissipation capacity | P_{diss} | W | 0 |
| Operating ambient temperature min. | | °C | -40 |
| Operating ambient temperature max. | | °C | 75 |
| linear, per +1 °C, results in a 0.5% reduction of current carrying capacity | | | |

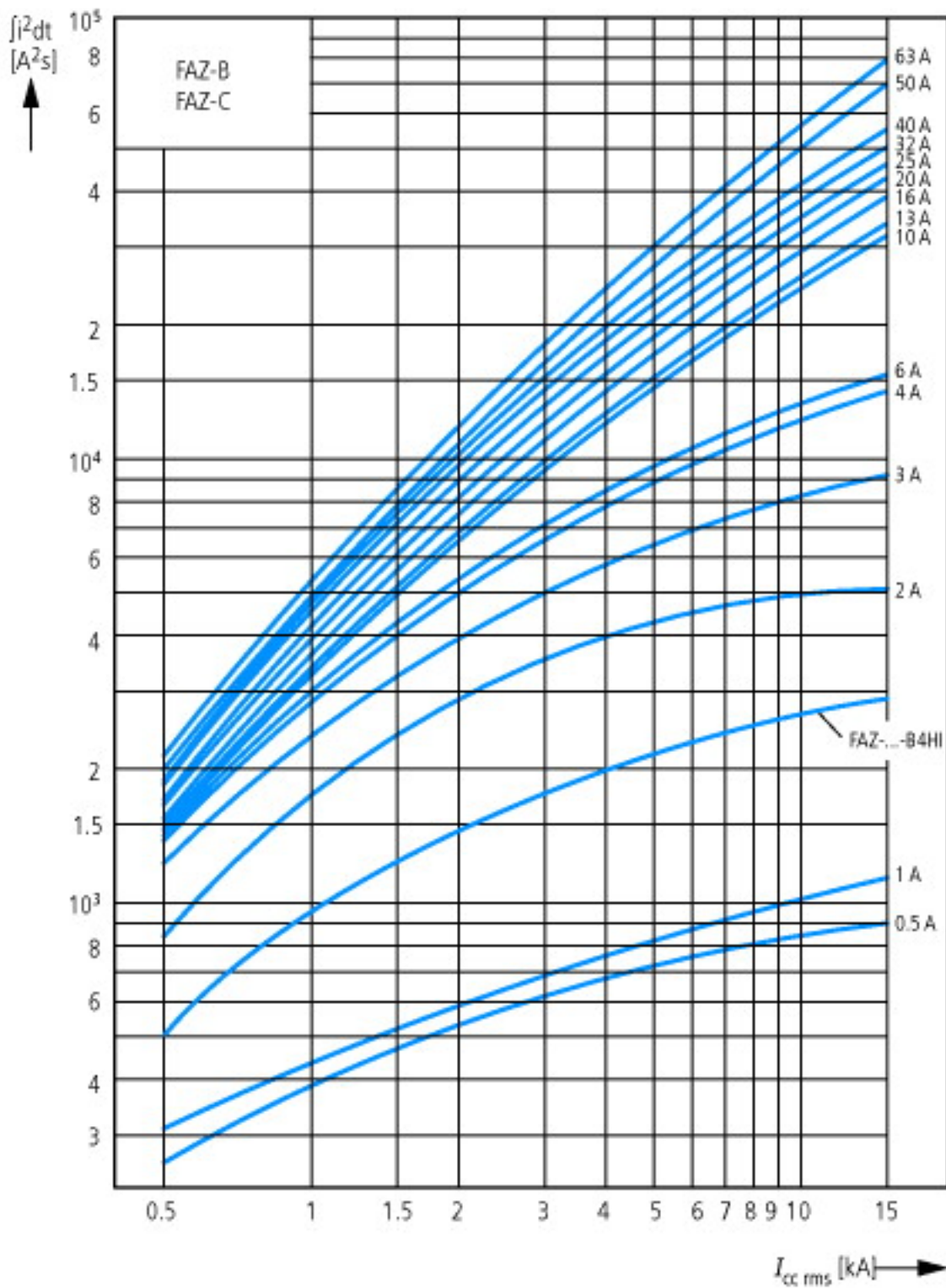
Technical data ETIM 6.0

| Circuit breakers and fuses (EG000020) / Miniature circuit breaker (MCB) (EC000042) | | | |
|--|--|----|---------|
| Electric engineering, automation, process control engineering / Electrical installation, device / Miniature circuit breaker system (MCB) / Miniature circuit breaker (MCB) (ecI@ss8.1-27-14-19-01 [AAB905011]) | | | |
| Release characteristic | | | Z |
| Number of poles (total) | | | 3 |
| Number of protected poles | | | 3 |
| Nominal rated current | | A | 20 |
| Nominal rated voltage | | V | 400 |
| Rated short-circuit breaking capacity Icn EN 60898 at 230 V | | kA | 0 |
| Rated short-circuit breaking capacity Icn EN 60898 at 400 V | | kA | 0 |
| Rated short-circuit breaking capacity Icu IEC 60947-2 at 230 V | | kA | 10 |
| Rated short-circuit breaking capacity Icu IEC 60947-2 at 400 V | | kA | 10 |
| Voltage type | | | AC |
| Current limiting class | | | 3 |
| Frequency | | Hz | 50 - 60 |
| Concurrently switching N-neutral | | | No |
| Suitable for flush-mounted installation | | | No |
| Over voltage category | | | 3 |
| Pollution degree | | | 2 |
| Width in number of modular spacings | | | 3 |
| Built-in depth | | mm | 70.5 |
| Additional equipment possible | | | Yes |
| Degree of protection (IP) | | | IP20 |

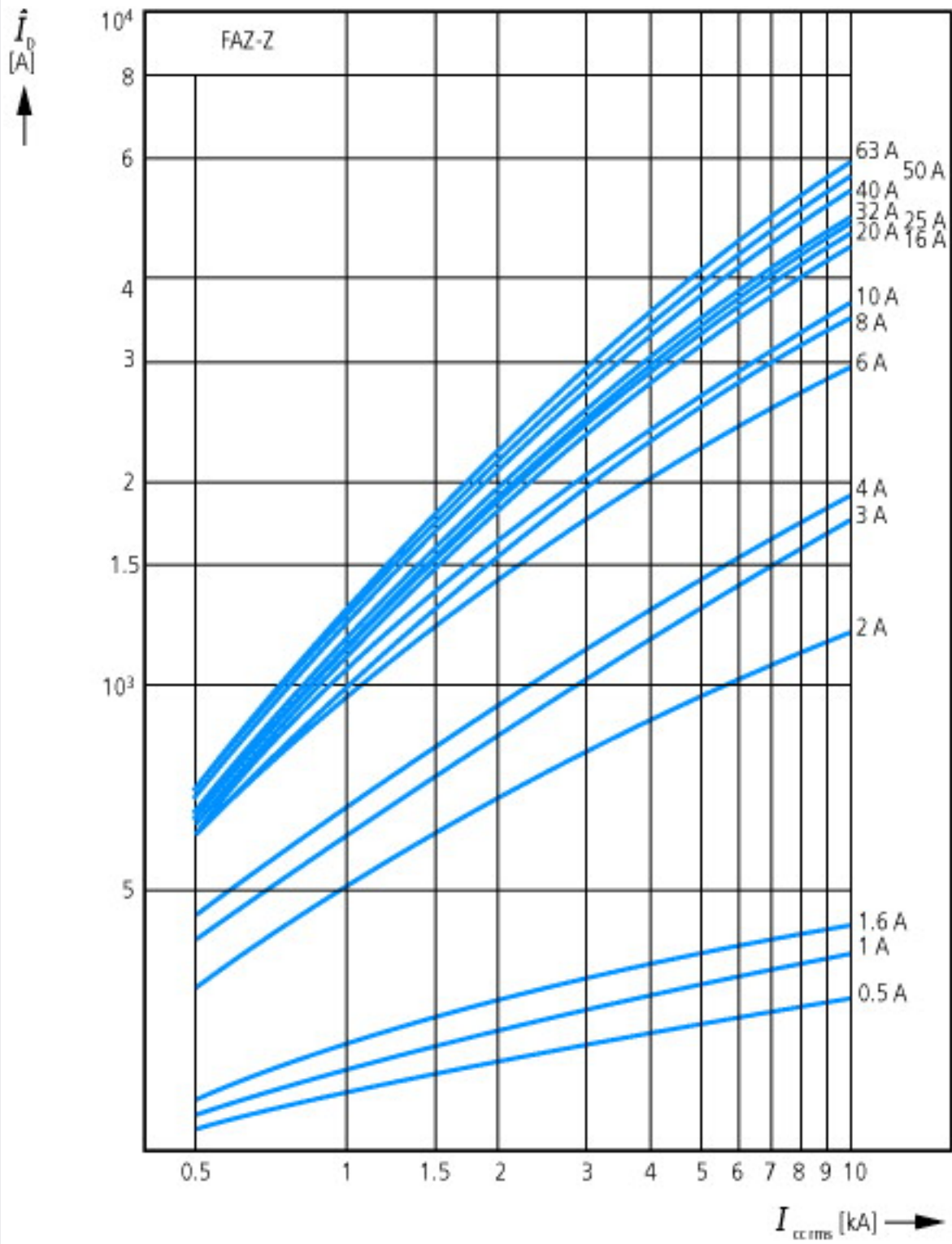
Approvals

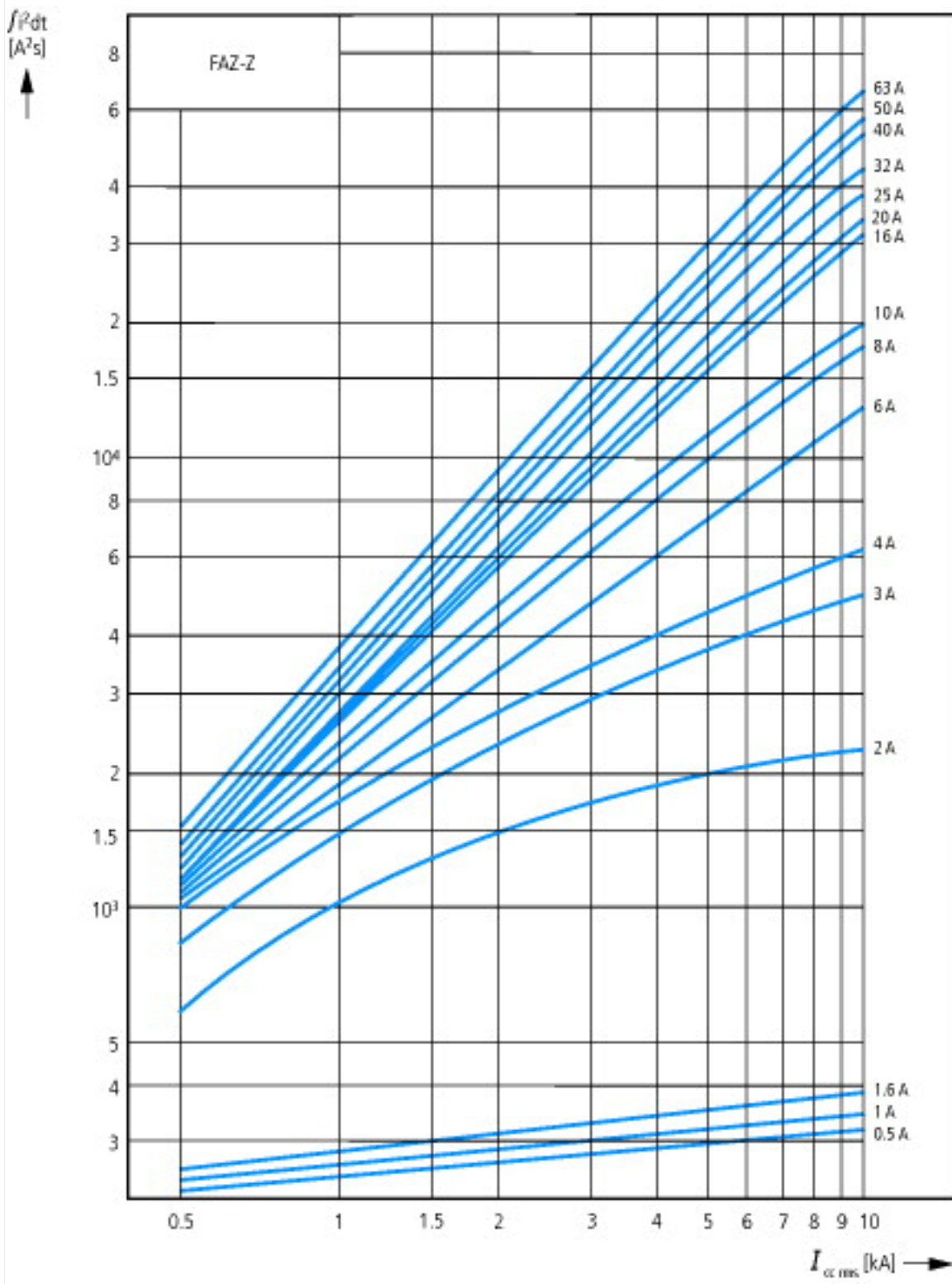
| | | | |
|----------------------------------|--|--|--|
| Product Standards | | | IEC/EN 60947-2; IEC/EN 60898; UL 1077; CSA-C22.2 No. 235; CE marking |
| UL File No. | | | E177451 |
| UL Category Control No. | | | QVNU2, QVNU8 |
| CSA File No. | | | 204453 |
| CSA Class No. | | | 3215-30 |
| North America Certification | | | UL recognized, CSA certified |
| Conditions of Acceptability | | | Supplementary Protector only |
| Suitable for | | | Branch Circuits; not as BCPD |
| Current Limiting Circuit-Breaker | | | No |
| Max. Voltage Rating | | | 480Y/277 VAC |
| Degree of Protection | | | IEC: IP20; UL/CSA Type: - |

Characteristics



Let-through energy I^2t
According to IEC/EN 60898









Tripping characteristic at 30 °C:
 Z according to IEC/EN 60947

Dimensions



Additional product information (links)

AWA1220-1755 Circuit-breaker

AWA1220-1755 Circuit-breaker

ftp://ftp.moeller.net/DOCUMENTATION/AWA_INSTRUCTIONS/17550701.pdf