

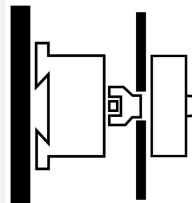


DC switch-disconnector, 2 pole, 1000 A, with grey knob, rear mounting, with 300 mm metal shaft

Part no. **DDC-1000/2/M4/P-G**
Article no. **6098955**

Delivery program

Product range			DC switch-disconnector Main switch maintenance switch
Part group reference			DDC with grey knob
Notes			With metal shaft for a control panel depth of 400 mm
Information about equipment supplied			auxiliary contact fitted by user.
Number of poles			2 pole
Auxiliary contacts			
		N/O	1
		N/C	1
Degree of Protection			IP20
Design			rear mounting 
Rated uninterrupted current	I_u	A	1000

Technical data

General

Standards			IEC/EN 60947, VDE 0660, IEC/EN 60204, Switch-disconnector according to IEC/EN 60947-3
Certifications			CE, RoHs
Ambient temperature			
Storage	θ	°C	-40 - +80
Overvoltage category/pollution degree			III/3
Rated impulse withstand voltage	U_{imp}	kV	12
Rated insulation voltage	U_i	V	1200
Mounting position			As required
Protection against direct contact when actuated from front (EN 50274)			Finger and back-of-hand proof

Contacts

Mechanical variables			
Number of poles			2 pole
Auxiliary contacts			
		N/O	1
		N/C	1
Electrical characteristics			
Rated uninterrupted current	I_u	A	1000
Note on rated uninterrupted current I_u			Rated uninterrupted current I_u is specified for max. cross-section.
Rated short-time withstand current (1 s current)	I_{cw}	A_{rms}	25000
Note on rated short-time withstand current I_{cw}			Current for a time of 1 second
Rated short-circuit making capacity	I_{cm}	kA_{eff}	54.5

Switching capacity

Lifespan, mechanical	Operations		5000
DC			
Utilization category DC21B			
Rated operational current switch			
480 V	I _e	A	1000
600 V	I _e	A	1000
1000 V	I _e	A	1000

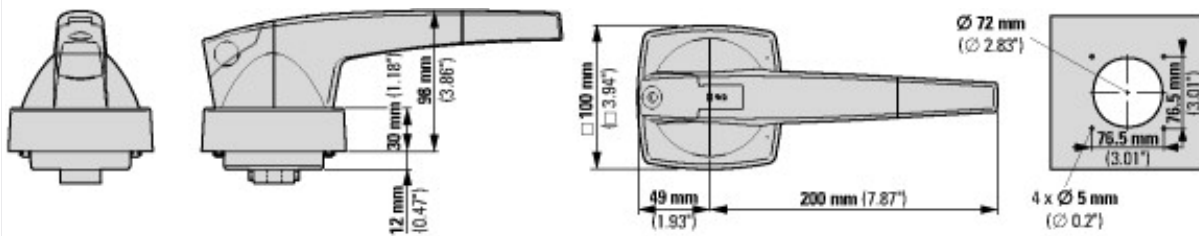
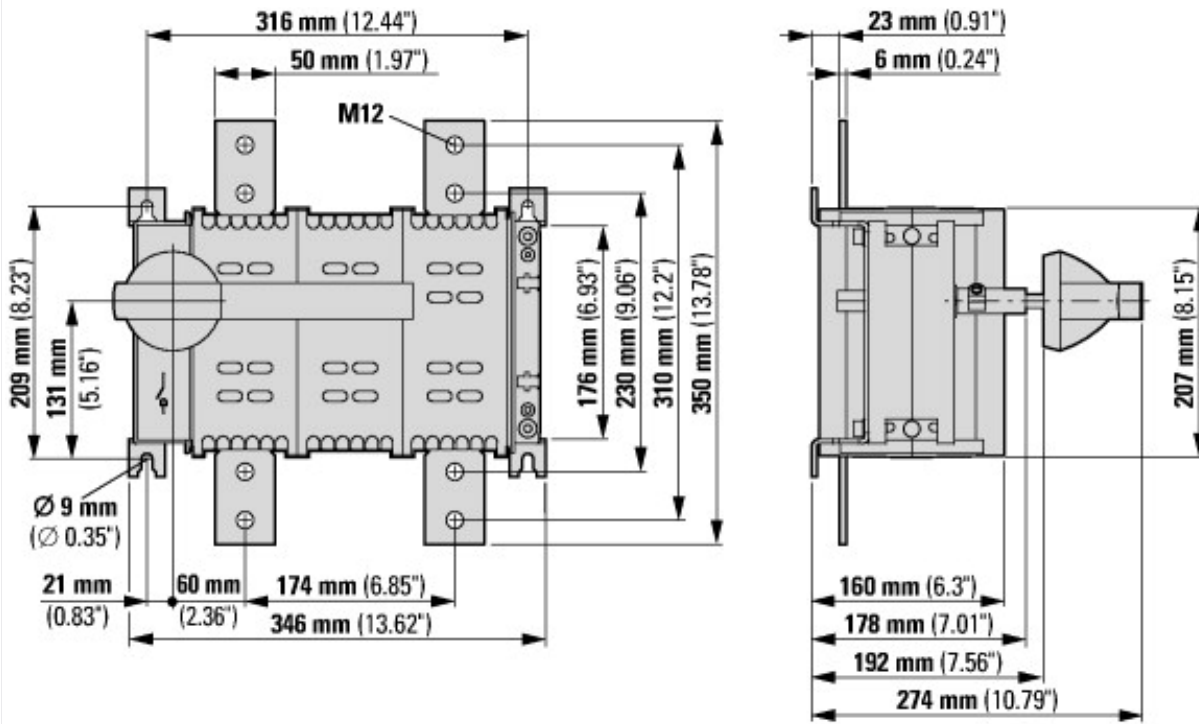
Terminal capacities

Flat conductor connection with busbars		mm ²	2 x (60 x 5)
Terminal screw			M12 (2 x)
Max. tightening torque		Nm	28

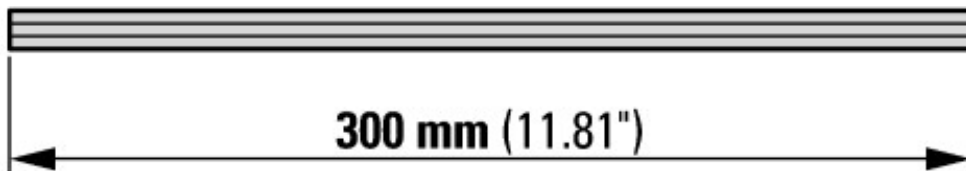
Technical data ETIM 6.0

Low-voltage industrial components (EG000017) / Switch disconnecter (EC000216)			
Electric engineering, automation, process control engineering / Low-voltage switch technology / Off-load switch, circuit breaker, control switch / Switch disconnecter (ec@ss8.1-27-37-14-03 [AKF060010])			
Version as main switch			Yes
Version as maintenance-/service switch			Yes
Version as safety switch			No
Version as emergency stop installation			No
Version as reversing switch			No
Max. rated operation voltage U _e AC		V	0
Rated operating voltage		V	1000 - 1000
Rated permanent current I _u		A	1000
Rated permanent current at AC-21, 400 V		A	0
Rated operation power at AC-3, 400 V		kW	0
Rated short-time withstand current I _{cw}		kA	25
Rated operation power at AC-23, 400 V		kW	0
Switching power at 400 V		kW	0
Conditioned rated short-circuit current I _q		kA	0
Number of poles			2
Number of auxiliary contacts as normally closed contact			0
Number of auxiliary contacts as normally open contact			0
Number of auxiliary contacts as change-over contact			0
Motor drive optional			No
Motor drive integrated			No
Voltage release optional			No
Device construction			Built-in device fixed built-in technique
Suitable for ground mounting			Yes
Suitable for front mounting 4-hole			No
Suitable for front mounting center			No
Suitable for distribution board installation			No
Suitable for intermediate mounting			No
Colour control element			Grey
Type of control element			Long turning handle
Interlockable			Yes
Type of electrical connection of main circuit			Screw connection
Degree of protection (IP), front side			IP20

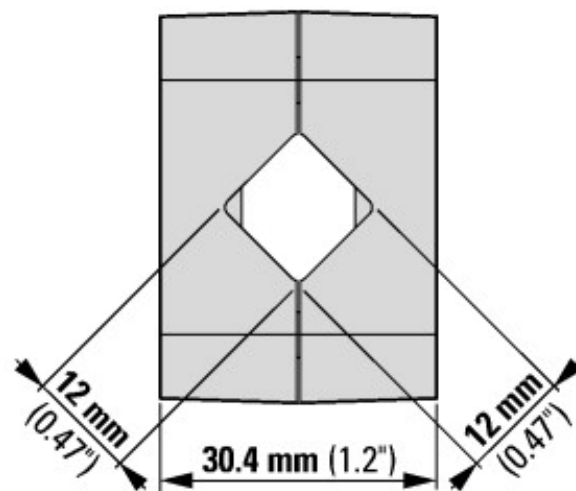
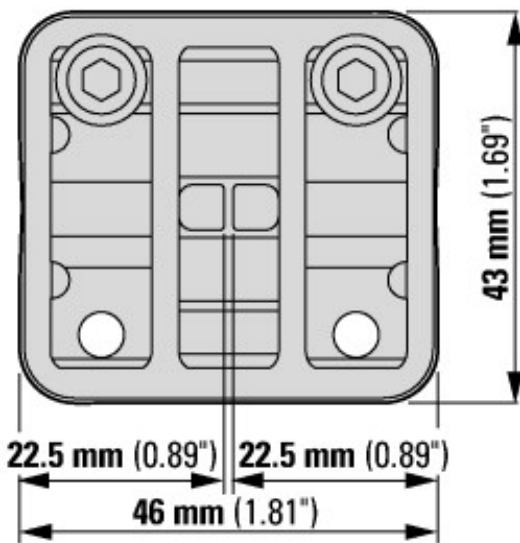
Dimensions



R 2 mm (R 0.08")



\square 12 mm
(\square 0.47")



Additional product information (links)

IL008015ZU Switch disconnector DDC, DC-Switch (Box 3)

IL008015ZU Switch disconnecter DDC, DC-Switch (Box 3)	ftp://ftp.moeller.net/DOCUMENTATION/AWA_INSTRUCTIONS/IL008015ZU2015_01.pdf
Technical overview cam switch, switch-disconnector	http://de.ecat.moeller.net/flip-cat/?edition=HPLTEv1&startpage=4.2
System overview cam switch T	http://de.ecat.moeller.net/flip-cat/?edition=HPLTEv1&startpage=4.4
System overview switch-disconnector P	http://de.ecat.moeller.net/flip-cat/?edition=HPLTEv1&startpage=4.6
Key to part numbers Cam switch	http://de.ecat.moeller.net/flip-cat/?edition=HPLTEv1&startpage=4.8
Key to part numbers Switch-disconnector	http://de.ecat.moeller.net/flip-cat/?edition=HPLTEv1&startpage=4.8
Switches for ATEX	http://www.coopercrouse-hinds.eu/en/products/25-ex-safety-and-main-current-switches.html